

THE COUNTY OF BURLESON
ORDER APPROVING TREASURERS MONTHLY REPORT

On the 22 day of May, 2017 the Commissioners Court of Burleson County met in regular session. Upon motion by Commissioner Hildebrand and seconded by Commissioner Schroeder, the Commissioners Court approved and entered this order.

In compliance with Texas Local Government Code 114.026, the Commissioners Court have compared and examined the Treasurer's report for the term of February, 2017 and have determined that the report is correct. The court hereby approves the report and directs the clerk to enter the order in the minutes of the Court.

This order incorporates the Treasurer's report for the term herein above stated (a copy of which report is attached hereto) as though fully expressed herein, said report separately stating the amount received and paid from each fund since the County Treasurer's preceding report and any balance remaining in the Treasurer's custody.


Further, the affidavits are approved and this Court orders that the same be published on the county website.

Approved the 22 day of May, 2017.

By:

A handwritten signature in black ink, appearing to read "Mike Sutherland", written over a horizontal line.

Mike Sutherland
County Judge



AFFIDAVIT


} State of Texas

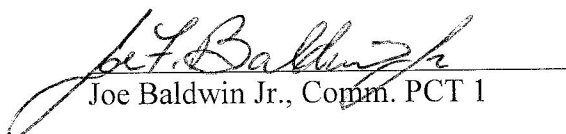
} County of Burleson County

The members of Commissioners Court of Burleson County state as follows:

The requirement of Subsection (c) of Texas Local Government Code, §114.026 have been met for the term of February, 2017. The amount of cash and other assets in the custody of the County Treasurer at the time of examination are: Cash (includes cash on hand, money market accounts and short term investments), \$10,834,924.34.


Mike Sutherland, County Judge



David Hilderbrand, Comm. PCT 3


Joe Baldwin Jr., Comm. PCT 1


Carol Hill, Comm. PCT 4


Keith Schroeder, Comm. PCT 2

Attest: 
Anna Schielack, County Clerk



Burleson County Treasurer Report

February 1, 2017 to February 28, 2017

	BEGINNING	M-T-D	M-T-D	CASH BASIS	NET CHANGE	NET CHANGE	ACCRUAL ENDING
FUND	CASH BALANCE	REVENUES	EXPENSES	BALANCE	OTHER ASSETS	LIABILITIES	CASH BALANCE
10-101-0000 CASH - CSB	436,221.55						30,716.76
10-101-1000 CASH - BB&T	960,360.02						959,749.32
10-103-0010 CASH INVESTMENTS, MB	503,350.82						2,504,793.79
TOTAL 10 -GENERAL FUND	1,899,932.39	2,162,968.70	564,888.39	3,498,012.70	0.00	-2,752.83	3,495,259.87
17 -STATE SALARY SUPPLEMENT	47,200.19	5.39	683.98	46,521.60	0.00	0.00	46,521.60
20-101-0000 CASH - CSB	432,274.38						516,988.12
20-101-1000 CASH - BB&T	503,679.99						503,757.27
20-103-0010 CASH INVESTMENTS, MB	1,165,109.70						2,166,511.48
TOTAL 20 -ROAD & BRIDGE GENERAL	2,101,064.07	1,121,279.54	35,086.74	3,187,256.87	0.00	0.00	3,187,256.87
21 -ROAD & BRIDGE PRECINCT #1	137,167.51	24,015.52	48,337.60	112,845.43	0.00	134.32	112,979.75
22 -ROAD & BRIDGE PRECINCT #2	447,399.03	48,054.19	41,340.07	454,113.15	0.00	0.01	454,113.16
23 -ROAD & BRIDGE PRECINCT #3	207,457.09	21.72	31,652.66	175,826.15	0.00	-194.67	175,631.48
24 -ROAD & BRIDGE PRECINCT #4	284,274.17	749.56	37,155.33	247,868.40	0.00	2.40	247,870.80
26-101-0000 CASH	0.00						0.00
26-103-0010 CASH INVESTMENTS, MB	0.00						0.00
TOTAL 26 -CAPITAL PROJECTS FUND	0.00	0.00	0.00	0.00	0.00	0.00	0.00
30 -SHERIFF'S DONATIONS-EQUIP	30,440.79	3.50	0.00	30,444.29	0.00	0.00	30,444.29
37-101-0000 CASH	42,686.73						54,243.44
37-103-0010 CASH INVESTMENTS, MB	334,249.52						334,498.44
TOTAL 37 -RECORD MANAGEMENT & PRESE	376,936.25	11,805.63	0.00	388,741.88	0.00	0.00	388,741.88
41 -FARM TO MARKET ROAD PRECI	300,027.46	118,261.14	0.00	418,288.60	0.00	0.00	418,288.60
42 -FARM TO MARKET ROAD PRECI	107,472.57	139,840.16	26,510.81	220,801.92	0.00	-2,040.00	218,761.92
43 -FARM TO MARKET ROAD PRECI	388,591.77	123,931.73	10,340.03	502,183.47	0.00	0.00	502,183.47
44 -FARM TO MARKET ROAD PRECI	271,103.45	131,141.84	7,744.76	394,500.53	0.00	0.00	394,500.53
50 -ECONOMIC DEVELOPMENT FUND	135,206.03	445.88	1,500.00	134,151.91	0.00	0.00	134,151.91
51 -LAW LIBRARY FUND	125,809.61	294.49	225.00	125,879.10	0.00	0.00	125,879.10
53 -STATE CRIMINAL COST & FEE	73,947.71	1.31	0.00	73,949.02	0.00	-51,275.68	22,673.34
58 -ATTORNEY FEE FUND	447.36	0.06	0.00	447.42	0.00	0.00	447.42
59 -RECORDS MGMT/PRESERV-DC	10,518.70	1.21	0.00	10,519.91	0.00	0.00	10,519.91
61 -SHERIFF-RESTITUTION FUND	24,368.32	2.80	0.00	24,371.12	0.00	0.00	24,371.12
63 -UNCLAIMED MONEY	17,349.47	2.00	0.00	17,351.47	0.00	0.00	17,351.47
64 -MISCELLANEOUS GRANTS	187,110.41	7,152.54	3,836.29	190,426.66	0.00	0.00	190,426.66
65-101-0000 CASH - CSB	8,489.54						3,897.75
65-101-0100 CASH - CSB #2	105,708.86						137,981.62
65-101-1000 CASH - BB&T	308,495.94						308,543.27
65-103-0010 CASH INVESTMENTS, MB	0.00						0.00
TOTAL 65 -INTEREST & SINKING FUND	422,694.34	90,645.80	62,917.50	450,422.64	0.00	0.00	450,422.64
67 -CO. & DIST TECHNOLOGY FUND	5,464.47	55.43	0.00	5,519.90	0.00	0.00	5,519.90
68 -JUSTICE COURT TECHNOLOGY	8,216.67	787.59	0.00	9,004.26	0.00	0.00	9,004.26
69-101-0000 CASH	10,610.50						10,611.72
69-101-0100 CASH - FEDERAL FORFE	37,923.47						37,927.83
TOTAL 69 -FORFEITURE FUND	48,533.97	5.58	0.00	48,539.55	0.00	0.00	48,539.55
72 -RECORDS PRESERVATION/CO	31,760.69	355.90	0.00	32,116.59	0.00	0.00	32,116.59
73 -COURTHOUSE SECURITY FUND	32,090.53	1,436.45	50.00	33,476.98	0.00	0.00	33,476.98
80-101-0000 CASH	46,135.86						46,141.17
80-103-0010 CASH INVESTMENTS, MB	0.00						0.00
TOTAL 80 -ROAD RIGHT OF WAY FUND	46,135.86	5.31	0.00	46,141.17	0.00	0.00	46,141.17
85 -AP & PAYROLL CLEARING	-110,544.53	0.00	0.00	-110,544.53	-77,703.56	-755.82	-33,596.79
92 -ELECTION SERVICES FUND	2,357.03	0.27	34.26	2,323.04	0.00	0.00	2,323.04
93 -LEOSE FUNDS	19,605.33	4,553.45	0.00	24,158.78	0.00	0.00	24,158.78
94 -SHERIFF SEIZURE FUND	18,443.07	0.00	0.00	18,443.07	0.00	0.00	18,443.07
GRAND TOTAL	7,698,581.78	3,987,824.69	872,303.42	10,814,103.05	-77,703.56	-56,882.27	10,834,924.34

K.E. Prestenbach

Kenneth E. Prestenbach
In compliance with Texas Government Code 114.026

May 22, 2017

Date
Subject to audit and reallocation of interest