

THE COUNTY OF BURLESON
ORDER APPROVING TREASURERS MONTHLY REPORT

On the 9 day of May, 2016 the Commissioners Court of Burleson County met in regular session. Upon motion by Commissioner Landolt and seconded by Commissioner Hildebrand, the Commissioners Court approved and entered this order.


In compliance with Texas Local Government Code 114.026, the Commissioners Court have compared and examined the Treasurer's report for the term of March, 2016 with 1Q2016 investment report and have determined that the report is correct. The court hereby approves the report and directs the clerk to enter the order in the minutes of the Court.

This order incorporates the Treasurer's report for the term herein above stated (a copy of which report is attached hereto) as though fully expressed herein, said report separately stating the amount received and paid from each fund since the County Treasurer's preceding report and any balance remaining in the Treasurer's custody.

Further, the affidavits are approved and this Court orders that the same be published on the county website.

Approved the 9 day of May, 2016.

By:


Mike Sutherland
County Judge



AFFIDAVIT

} State of Texas


} County of Burleson County

The members of Commissioners Court of Burleson County state as follows:

The requirement of Subsection (c) of Texas Local Government Code, §114.026 have been met for the term of March, 2016 and 1Q2016 investment report. The amount of cash and other assets in the custody of the County Treasurer at the time of examination are:
Cash (includes cash on hand, money market accounts and short term investments),
\$12,986,586.62.



Mike Sutherland, County Judge


David Hilderbrand, Comm. PCT 3


Dwayne Beran, Comm. PCT 1


John Landolt, Comm. PCT 4


Keith Schroeder, Comm. PCT 2

Attest: 
Anna Schielack, County Clerk



Burleson County Treasurer Report

March 1, 2016 to March 31, 2016

FUND	BEGINNING CASH BALANCE	M-T-D REVENUES	M-T-D EXPENSES	CASH BASIS BALANCE	NET CHANGE OTHER ASSETS	NET CHANGE LIABILITIES	ACCRUAL ENDING CASH BALANCE
10-101-0000 CASH - CSB	604,612.93						217,674.77
10-101-1000 CASH - BB&T	4,011,865.82						4,011,502.39
10-103-0010 CASH INVESTMENTS, MB	601,177.93						1,401,671.21
TOTAL 10 - GENERAL FUND	5,217,656.68	1,408,503.02	995,411.33	5,630,748.37	0.00	100.00	5,630,848.37
17 -STATE SALARY SUPPLEMENT	51,874.35	6.61	0.00	51,880.96	0.00	0.00	51,880.96
20-101-0000 CASH - CSB	673,868.20						701,386.31
20-101-1000 CASH - BB&T	502,753.07						502,838.24
20-103-0010 CASH INVESTMENTS, MB	1,604,329.67						2,405,283.38
TOTAL 20 -ROAD & BRIDGE GENERAL	2,780,950.94	1,082,250.20	253,693.21	3,609,507.93	0.00	0.00	3,609,507.93
21 -ROAD & BRIDGE PRECINCT #1	199,448.64	7,212.06	64,025.32	142,635.38	0.00	0.00	142,635.38
22 -ROAD & BRIDGE PRECINCT #2	228,787.99	51,886.15	35,198.22	245,475.92	0.00	0.00	245,475.92
23 -ROAD & BRIDGE PRECINCT #3	129,201.32	418.56	27,634.51	101,985.37	0.00	0.00	101,985.37
24 -ROAD & BRIDGE PRECINCT #4	164,259.82	5,179.50	33,506.96	135,932.36	0.00	0.00	135,932.36
26-101-0000 CASH	5,100.25						4,500.89
26-103-0010 CASH INVESTMENTS, MB	0.00						0.00
TOTAL 26 -CAPITAL PROJECTS FUND	5,100.25	0.64	600.00	4,500.89	0.00	0.00	4,500.89
30 -SHERIFF'S DONATIONS-EQUIP	27,077.05	403.48	0.00	27,480.53	0.00	0.00	27,480.53
37-101-0000 CASH	26,445.81						3,137.10
37-103-0010 CASH INVESTMENTS, MB	381,865.02						382,040.27
TOTAL 37 -RECORD MANAGEMENT & PRESE	408,310.83	13,666.69	36,800.15	385,177.37	0.00	0.00	385,177.37
41 -FARM TO MARKET ROAD PRECI	290,058.88	81,998.99	4,094.55	367,963.32	0.00	0.00	367,963.32
42 -FARM TO MARKET ROAD PRECI	182,085.18	97,414.80	30,831.55	248,668.43	0.00	0.00	248,668.43
43 -FARM TO MARKET ROAD PRECI	325,822.90	85,706.08	14,176.64	397,352.34	0.00	0.00	397,352.34
44 -FARM TO MARKET ROAD PRECI	332,797.24	91,319.71	25,332.07	398,784.88	0.00	0.00	398,784.88
50 -ECONOMIC DEVELOPMENT FUND	117,092.63	385.73	3,450.00	114,028.36	0.00	0.00	114,028.36
51 -LAW LIBRARY FUND	115,729.16	1,029.82	0.00	116,758.98	0.00	0.00	116,758.98
53 -STATE CRIMINAL COST & FEE	20,913.36	4.40	0.00	20,917.76	0.00	24,282.35	45,200.11
58 -ATTORNEY FEE FUND	446.74	0.06	0.00	446.80	0.00	0.00	446.80
59 -RECORDS MGMT/PRESERV-DC	46,837.26	656.88	0.00	47,494.14	0.00	0.00	47,494.14
61 -SHERIFF-RESTITUTION FUND	24,334.59	3.10	0.00	24,337.69	0.00	0.00	24,337.69
63 -UNCLAIMED MONEY	16,597.24	2.11	0.00	16,599.35	0.00	0.00	16,599.35
64 -MISCELLANEOUS GRANTS	14,618.87	2.77	2,416.43	12,205.21	0.00	0.00	12,205.21
65-101-0000 CASH - CSB	3,392.53						3,392.56
65-101-0100 CASH - CSB #2	79,483.34						137,210.38
65-101-1000 CASH - BB&T	502,753.07						502,838.24
65-103-0010 CASH INVESTMENTS, MB	0.00						0.00
TOTAL 65 -INTEREST & SINKING FUND	585,628.94	57,812.64	0.00	643,441.58	0.00	0.00	643,441.58
67 -CO & DIST TECHNOLOGY FUND	4,699.48	61.56	0.00	4,761.04	0.00	0.00	4,761.04
68 -JUSTICE COURT TECHNOLOGY	2,313.94	728.53	0.00	3,042.47	0.00	0.00	3,042.47
69-101-0000 CASH	10,163.01						12,901.43
69-101-0100 CASH - FEDERAL FORFE	67,869.67						37,876.10
TOTAL 69 -FORFEITURE FUND	78,032.68	2,744.85	30,000.00	50,777.53	0.00	0.00	50,777.53
72 -RECORDS PRESERVATION/CO	38,483.04	522.26	0.00	39,005.30	0.00	0.00	39,005.30
73 -COURTHOUSE SECURITY FUND	75,233.73	1,620.27	0.00	76,854.00	0.00	0.00	76,854.00
80-101-0000 CASH	10,092.26						10,093.55
80-103-0010 CASH INVESTMENTS, MB	1,733.74						1,734.58
TOTAL 80 -ROAD RIGHT OF WAY FUND	11,826.00	2.13	0.00	11,828.13	0.00	0.00	11,828.13
85 -AP & PAYROLL CLEARING	-12,037.93	0.00	0.00	-12,037.93	100.00	181.31	-11,956.62
92 -ELECTION SERVICES FUND	9,882.48	0.69	7,562.44	2,320.73	0.00	0.00	2,320.73
93 -LEOSE FUNDS	25,828.42	3.29	0.00	25,831.71	0.00	0.00	25,831.71
94 -SHERIFF SEIZURE FUND	15,416.06	0.00	0.00	15,416.06	0.00	0.00	15,416.06
GRAND TOTAL	11,535,308.76	2,991,547.58	1,564,733.38	12,962,122.96	100.00	24,563.66	12,986,586.62

K.E. Prestenbach

Kenneth E. Prestenbach
In compliance with Texas Government Code 114.026

May 9, 2016

Date
Subject to audit and reallocation of interest