



THE COUNTY OF BURLESON
ORDER APPROVING TREASURERS MONTHLY REPORT

On the 28 day of March, 2016 the Commissioners Court of Burleson County met in regular session. Upon motion by Commissioner Beran and seconded by Commissioner Schroeder, the Commissioners Court approved and entered this order.

In compliance with Texas Local Government Code 114.026, the Commissioners Court have compared and examined the Treasurer's report for the term of February, 2016 and have determined that the report is correct. The court hereby approves the report and directs the clerk to enter the order in the minutes of the Court.

This order incorporates the Treasurer's report for the term herein above stated (a copy of which report is attached hereto) as though fully expressed herein, said report separately stating the amount received and paid from each fund since the County Treasurer's preceding report and any balance remaining in the Treasurer's custody.

Further, the affidavits are approved and this Court orders that the same be published on the county website.

Approved the 28 day of March, 2016.

By: _____

Mike Sutherland
County Judge




AFFIDAVIT

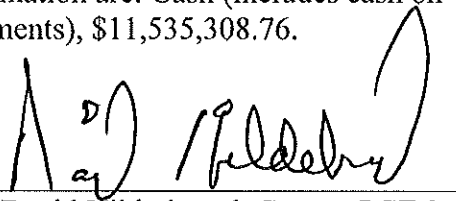
} State of Texas


} County of Burleson County


The members of Commissioners Court of Burleson County state as follows:

The requirement of Subsection (c) of Texas Local Government Code, §114.026 have been met for the term of February, 2016. The amount of cash and other assets in the custody of the County Treasurer at the time of examination are: Cash (includes cash on hand, money market accounts and short term investments), \$11,535,308.76.



Mike Sutherland, County Judge



David Hilderbrand, Comm. PCT 3


Dwayne Bean, Comm. PCT 1


John Landolt, Comm. PCT 4


Keith Schroeder, Comm. PCT 2

Attest: 
Anna Schielack, County Clerk



Burleson County Treasurer Report

February 1, 2016 to February 29, 2016

FUND	BEGINNING CASH BALANCE	M-T-D REVENUES	M-T-D EXPENSES	CASH BASIS BALANCE	NET CHANGE OTHER ASSETS	NET CHANGE LIABILITIES	ACCRUAL ENDING CASH BALANCE
10-101-0000 CASH - CSB	265,456.64						604,612.93
10-101-1000 CASH - BB&T	4,012,161.33						4,011,865.82
10-103-0010 CASH INVESTMENTS, MB	999.93						601,177.93
10-104-0455 CHANGE FUND-JPH1	50.00						50.00
10-104-0458 CHANGE FUND-JPH4	50.00						50.00
TOTAL 10 -GENERAL FUND	4,278,717.90	1,851,179.76	862,961.22	5,266,936.44	0.00	-49,179.76	5,217,756.68
17 -STATE SALARY SUPPLEMENT	46,818.67	5,055.68	0.00	51,874.35	0.00	0.00	51,874.35
20-101-0000 CASH - CSB	630,586.25						673,868.20
20-101-1000 CASH - BB&T	502,673.41						502,753.07
20-103-0010 CASH INVESTMENTS, MB	603,801.27						1,604,329.67
TOTAL 20 -ROAD & BRIDGE GENERAL	1,737,060.93	1,062,656.52	18,766.51	2,780,950.94	0.00	0.00	2,780,950.94
21 -ROAD & BRIDGE PRECINCT #1	122,778.21	119,256.72	40,096.53	201,938.40	0.00	-2,489.76	199,448.64
22 -ROAD & BRIDGE PRECINCT #2	268,195.99	331.82	34,760.30	233,767.51	0.00	-4,979.52	228,787.99
23 -ROAD & BRIDGE PRECINCT #3	103,918.01	67,528.45	39,132.94	132,313.52	0.00	-3,112.20	129,201.32
24 -ROAD & BRIDGE PRECINCT #4	134,637.45	69,876.70	34,652.37	169,861.78	0.00	-5,601.96	164,259.82
26-101-0000 CASH	5,094.99						5,100.25
26-103-0010 CASH INVESTMENTS, MB	0.00						0.00
TOTAL 26 -CAPITAL PROJECTS FUND	5,094.99	5.26	0.00	5,100.25	0.00	0.00	5,100.25
30 -SHERIFF'S DONATIONS-EQUIP	27,073.83	3.22	0.00	27,077.05	0.00	0.00	27,077.05
37-101-0000 CASH	93,166.62						26,445.81
37-103-0010 CASH INVESTMENTS, MB	301,725.25						381,855.02
TOTAL 37 -RECORD MANAGEMENT & PRESE	394,891.87	13,418.96	0.00	408,310.83	0.00	0.00	408,310.83
41 -FARM TO MARKET ROAD PRECI	187,109.62	109,423.07	6,473.81	290,058.88	0.00	0.00	290,058.88
42 -FARM TO MARKET ROAD PRECI	91,870.67	129,994.74	39,780.23	182,085.18	0.00	0.00	182,085.18
43 -FARM TO MARKET ROAD PRECI	222,148.97	114,369.90	10,695.97	325,822.90	0.00	0.00	325,822.90
44 -FARM TO MARKET ROAD PRECI	230,803.56	121,861.16	19,867.48	332,797.24	0.00	0.00	332,797.24
50 -ECONOMIC DEVELOPMENT FUND	116,531.73	560.90	0.00	117,092.63	0.00	0.00	117,092.63
51 -LAW LIBRARY FUND	114,820.39	1,133.77	225.00	115,729.16	0.00	0.00	115,729.16
53 -STATE CRIMINAL COST & FEE	1,252.55	1.02	0.00	1,253.57	0.00	19,659.79	20,913.36
58 -ATTORNEY FEE FUND	446.69	0.05	0.00	446.74	0.00	0.00	446.74
59 -RECORDS MGMT/PRESERV-DC	46,324.76	512.50	0.00	46,837.26	0.00	0.00	46,837.26
61 -SHERIFF-RESTITUTION FUND	24,331.69	2.90	0.00	24,334.59	0.00	0.00	24,334.59
63 -UNCLAIMED MONEY	16,595.26	1.98	0.00	16,597.24	0.00	0.00	16,597.24
64 -MISCELLANEOUS GRANTS	9,418.56	6,896.96	1,696.65	14,618.87	0.00	0.00	14,618.87
65-101-0000 CASH - CSB	2,845.11						3,392.53
65-101-0100 CASH - CSB #2	63,045.40						79,483.34
65-101-1000 CASH - BB&T	502,673.41						502,753.07
65-103-0010 CASH INVESTMENTS, MB	5,457.57						0.00
TOTAL 65 -INTEREST & SINKING FUND	574,021.49	77,168.70	65,561.25	585,628.94	0.00	0.00	585,628.94
67 -CO. & DIST TECHNOLOGY FUND	4,641.16	58.32	0.00	4,699.48	0.00	0.00	4,699.48
68 -JUSTICE COURT TECHNOLOGY	2,726.78	547.75	960.59	2,313.94	0.00	0.00	2,313.94
69-101-0000 CASH	10,161.80						10,163.01
69-101-0100 CASH - FEDERAL FORFE	67,861.58						67,869.67
69-104-9565 CASH-BUY MONEY	1,300.36						1,300.36
TOTAL 69 -FORFEITURE FUND	79,323.74	9.30	0.00	79,333.04	0.00	0.00	79,333.04
72 -RECORDS PRESERVATION/CO	37,969.79	513.25	0.00	38,483.04	0.00	0.00	38,483.04
73 -COURTHOUSE SECURITY FUND	73,813.94	1,419.79	0.00	75,233.73	0.00	0.00	75,233.73
80-101-0000 CASH	10,091.06						10,092.26
80-103-0010 CASH INVESTMENTS, MB	1,733.12						1,733.74
TOTAL 80 -ROAD RIGHT OF WAY FUND	11,824.18	1.82	0.00	11,826.00	0.00	0.00	11,826.00
85 -AP & PAYROLL CLEARING	-77,628.34	0.00	0.00	-77,628.34	-65,363.20	227.21	-12,037.93
92 -ELECTION SERVICES FUND	10,458.12	1.23	576.87	9,882.48	0.00	0.00	9,882.48
93 -LEOSE FUNDS	21,329.50	4,498.92	0.00	25,828.42	0.00	0.00	25,828.42
94 -SHERIFF SEIZURE FUND	15,416.06	0.00	0.00	15,416.06	0.00	0.00	15,416.06
GRAND TOTAL	8,934,738.72	3,758,291.12	1,176,207.72	11,516,822.12	-65,363.20	-45,476.20	11,536,709.12

omit →

omit →

K. E. Prestenbach

Kenneth E. Prestenbach
In compliance with Texas Government Code 114.026

March 28, 2016

Date
Subject to audit and reallocation of interest

Burleson County Treasurer Report


February 1, 2016 to February 29, 2016

FUND	BEGINNING	M-T-D	M-T-D	CASH BASIS	NET CHANGE	NET CHANGE	ACCRUAL ENDING
	CASH BALANCE	REVENUES	EXPENSES	BALANCE	OTHER ASSETS	LIABILITIES	CASH BALANCE
10-101-0000 CASH - CSB	265,456.64						604,612.93
10-101-1000 CASH - BB&T	4,012,161.33						4,011,865.82
10-103-0010 CASH INVESTMENTS, MB	999.93						601,177.93
TOTAL 10 -GENERAL FUND	4,278,617.90	1,851,179.76	862,961.22	5,266,836.44	0.00	-49,179.76	5,217,656.68
17 -STATE SALARY SUPPLEMENT	46,818.67	5,055.68	0.00	51,874.35	0.00	0.00	51,874.35
20-101-0000 CASH - CSB	630,586.25						673,868.20
20-101-1000 CASH - BB&T	502,673.41						502,753.07
20-103-0010 CASH INVESTMENTS, MB	603,801.27						1,604,329.67
TOTAL 20 -ROAD & BRIDGE GENERAL	1,737,060.93	1,062,656.52	18,766.51	2,780,950.94	0.00	0.00	2,780,950.94
21 -ROAD & BRIDGE PRECINCT #1	122,778.21	119,256.72	40,096.53	201,938.40	0.00	-2,489.76	199,448.64
22 -ROAD & BRIDGE PRECINCT #2	268,195.99	331.82	34,760.30	233,767.51	0.00	-4,979.52	228,787.99
23 -ROAD & BRIDGE PRECINCT #3	103,918.01	67,528.45	39,132.94	132,313.52	0.00	-3,112.20	129,201.32
24 -ROAD & BRIDGE PRECINCT #4	134,637.45	69,876.70	34,652.37	169,861.78	0.00	-5,601.96	164,259.82
26-101-0000 CASH	5,094.99						5,100.25
26-103-0010 CASH INVESTMENTS, MB	0.00						0.00
TOTAL 26 -CAPITAL PROJECTS FUND	5,094.99	5.26	0.00	5,100.25	0.00	0.00	5,100.25
30 -SHERIFF'S DONATIONS-EQUIP	27,073.83	3.22	0.00	27,077.05	0.00	0.00	27,077.05
37-101-0000 CASH	93,166.62						26,445.81
37-103-0010 CASH INVESTMENTS, MB	301,725.25						381,865.02
TOTAL 37 -RECORD MANAGEMENT & PRESE	394,891.87	13,418.96	0.00	408,310.83	0.00	0.00	408,310.83
41 -FARM TO MARKET ROAD PRECI	187,109.62	109,423.07	6,473.81	290,058.88	0.00	0.00	290,058.88
42 -FARM TO MARKET ROAD PRECI	91,870.67	129,994.74	39,780.23	182,085.18	0.00	0.00	182,085.18
43 -FARM TO MARKET ROAD PRECI	222,148.97	114,369.90	10,695.97	325,822.90	0.00	0.00	325,822.90
44 -FARM TO MARKET ROAD PRECI	230,803.56	121,861.16	19,867.48	332,797.24	0.00	0.00	332,797.24
50 -ECONOMIC DEVELOPMENT FUND	116,531.73	560.90	0.00	117,092.63	0.00	0.00	117,092.63
51 -LAW LIBRARY FUND	114,820.39	1,133.77	225.00	115,729.16	0.00	0.00	115,729.16
53 -STATE CRIMINAL COST & FEE	1,252.55	1.02	0.00	1,253.57	0.00	19,659.79	20,913.36
58 -ATTORNEY FEE FUND	446.69	0.05	0.00	446.74	0.00	0.00	446.74
59 -RECORDS MGMT/PRESERV-DC	46,324.76	512.50	0.00	46,837.26	0.00	0.00	46,837.26
61 -SHERIFF-RESTITUTION FUND	24,331.69	2.90	0.00	24,334.59	0.00	0.00	24,334.59
63 -UNCLAIMED MONEY	16,595.26	1.98	0.00	16,597.24	0.00	0.00	16,597.24
64 -MISCELLANEOUS GRANTS	9,418.56	6,896.96	1,696.65	14,618.87	0.00	0.00	14,618.87
65-101-0000 CASH - CSB	2,845.11						3,392.53
65-101-0100 CASH - CSB #2	63,045.40						79,483.34
65-101-1000 CASH - BB&T	502,673.41						502,753.07
65-103-0010 CASH INVESTMENTS, MB	5,457.57						0.00
TOTAL 65 -INTEREST & SINKING FUND	574,021.49	77,168.70	65,561.25	585,628.94	0.00	0.00	585,628.94
67 -CO.& DIST TECHNOLOGY FUND	4,641.16	58.32	0.00	4,699.48	0.00	0.00	4,699.48
68 -JUSTICE COURT TECHNOLOGY	2,726.78	547.75	960.59	2,313.94	0.00	0.00	2,313.94
69-101-0000 CASH	10,161.80						10,163.01
69-101-0100 CASH - FEDERAL FORFE	67,861.58						67,869.67
TOTAL 69 -FORFEITURE FUND	78,023.38	9.30	0.00	78,032.68	0.00	0.00	78,032.68
72 -RECORDS PRESERVATION/CO	37,969.79	513.25	0.00	38,483.04	0.00	0.00	38,483.04
73 -COURTHOUSE SECURITY FUND	73,813.94	1,419.79	0.00	75,233.73	0.00	0.00	75,233.73
80-101-0000 CASH	10,091.06						10,092.26
80-103-0010 CASH INVESTMENTS, MB	1,733.12						1,733.74
TOTAL 80 -ROAD RIGHT OF WAY FUND	11,824.18	1.82	0.00	11,826.00	0.00	0.00	11,826.00
85 -AP & PAYROLL CLEARING	-77,628.34	0.00	0.00	-77,628.34	-65,363.20	227.21	-12,037.93
92 -ELECTION SERVICES FUND	10,458.12	1.23	576.87	9,882.48	0.00	0.00	9,882.48
93 -LEOSE FUNDS	21,329.50	4,498.92	0.00	25,828.42	0.00	0.00	25,828.42
94 -SHERIFF SEIZURE FUND	15,416.06	0.00	0.00	15,416.06	0.00	0.00	15,416.06
GRAND TOTAL	8,933,338.36	3,758,291.12	1,176,207.72	11,515,421.76	-65,363.20	-45,476.20	11,535,308.76

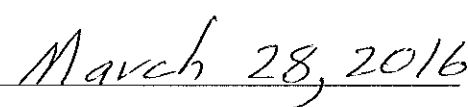
*Format Change: Removed all 104 cash draw accounts (Petty Cash) from Treasurer Report.

- 10-104-0455 Change Fund JP#1 = \$50.00
- 10-104-0456 Change Fund JP#2= \$0
- 10-104-0457 Change Fund JP#3= \$0
- 10-104-0458 Change Fund JP#4 = \$50.00
- 69-104-9565 Cash-Buy Money = \$1,300.00

Total Change Amount = \$1,400.36



Kenneth E. Prestenbach
In compliance with Texas Government Code 114.026



Date
Subject to audit and reallocation of interest