

THE COUNTY OF BURLESON
ORDER APPROVING TREASURERS MONTHLY REPORT


On the 25 day of January, 2016 the Commissioners Court of Burleson County met in regular session. Upon motion by Commissioner Lendolt and seconded by Commissioner Hildebrand the Commissioners Court approved and entered this order.

In compliance with Texas Local Government Code 114.026, the Commissioners Court have compared and examined the Treasurer's report for the term of September, 2015 with 3Q2015 investment report and have determined that the report is correct. The court hereby approves the report and directs the clerk to enter the order in the minutes of the Court.

This order incorporates the Treasurer's report for the term herein above stated (a copy of which report is attached hereto) as though fully expressed herein, said report separately stating the amount received and paid from each fund since the County Treasurer's preceding report and any balance remaining in the Treasurer's custody.

Further, the affidavits are approved and this Court orders that the same be published on the county website.

Approved the 25 day of January, 2016.

By: 
Mike Sutherland
County Judge



AFFIDAVIT


} State of Texas


} County of Burleson County


The members of Commissioners Court of Burleson County state as follows:

The requirement of Subsection (c) of Texas Local Government Code, §114.026 have been met for the term of September, 2015 and 3Q2015 investment report. The amount of cash and other assets in the custody of the County Treasurer at the time of examination are: Cash (includes cash on hand, money market accounts and short term investments), \$11,994,079.53.



Mike Sutherland, County Judge



David Hilderbrand, Comm. PCT 3


Dwayne Beran, Comm. PCT 1


John Landolt, Comm. PCT 4


Keith Schroeder, Comm. PCT 2

Attest: 
Anna Schielack, County Clerk



Burleson County Treasurer Report
September 1, 2015 to September 31, 2015

FUND	BEGINNING CASH BALANCE	M-T-D REVENUES	M-T-D EXPENSES	CASH BASIS BALANCE	NET CHANGE OTHER ASSETS	NET CHANGE LIABILITIES	ACCRUAL ENDING CASH BALANCE
	278,047.27						808,980.36
10-101-0000 CASH - CSB	4,012,620.74						4,012,384.47
10-101-1000 CASH - BB&T	1,051,751.14						351,854.31
10-103-0010 CASH INVESTMENTS, MB	50.00						50.00
10-101-0455 CHANGE FUND-JP#1	50.00				19,008.58	129,665.08	5,173,319.14
10-101-0458 CHANGE FUND-JP#4	5,342,519.15	475,494.86	755,351.37	5,062,662.64	0.00	0.00	41,746.31
TOTAL 10 - GENERAL FUND	53,333.09	40,610.58	52,197.26	41,746.31			502,334.97
17 - STATE SALARY SUPPLEMENT	639,748.68						603,206.95
20-101-0000 CASH - CSB	502,252.40						1,211,499.26
20-101-1000 CASH - BB&T	1,203,057.63				0.00	15,928.12	298,689.51
20-103-0010 CASH INVESTMENTS, MB	2,345,058.71	104,845.22	1,254,332.79	1,195,571.14	0.00	28,536.54	421,509.62
TOTAL 20 - ROAD & BRIDGE GENERAL	118,935.98	8,022.55	-143,194.44	270,152.97	0.00	24,277.13	305,214.85
21 - ROAD & BRIDGE PRECINCT #1	152,768.69	215,574.83	-28,888.97	397,232.49	0.00	22,479.73	344,692.30
22 - ROAD & BRIDGE PRECINCT #2	83,505.52	19.09	-199,210.51	282,735.12	0.00	2,117.68	196,556.19
23 - ROAD & BRIDGE PRECINCT #3	223,076.99	1,178.71	-118,428.92	342,684.62	110.00		1,504,363.76
24 - ROAD & BRIDGE PRECINCT #4	344,326.23						1,700,919.95
26 101-0000 CASH	1,654,113.41			1,230,478.53	0.00	470,441.42	28,835.65
26 103-0010 CASH INVESTMENTS, MB	1,998,439.64	276.59	768,237.70	28,835.65	0.00	0.00	72,304.98
TOTAL 26 - CAPITAL PROJECTS FUND	26,832.21	2,003.44	0.00				301,428.30
30 - SHERIFF'S DONATIONS-EQUIP	71,953.82						373,733.28
37-101-0000 CASH	301,380.15			373,733.28	0.00	0.00	178,252.79
37 103-0010 CASH INVESTMENTS, MB	373,333.97	28,167.54	27,768.23	166,459.54	0.00	11,793.25	118,629.49
TOTAL 37 -RECORD MANAGEMENT & PRESE	252,578.80	3,209.35	89,328.61	102,503.40	0.00	16,126.09	196,484.14
41 - FARM TO MARKET ROAD PRECI	148,031.68	3,794.98	49,323.26	196,484.14	0.00	0.00	240,292.44
42 - FARM TO MARKET ROAD PRECI	195,057.06	3,363.26	1,936.18	207,413.76	0.00	32,878.68	112,473.42
43 - FARM TO MARKET ROAD PRECI	256,892.65	3,558.92	53,037.81	113,211.46	738.04	0.00	112,355.19
44 - FARM TO MARKET ROAD PRECI	103,243.29	9,968.17	0.00	112,355.19	0.00	0.00	71,573.63
50 - ECONOMIC DEVELOPMENT FUND	111,270.47	1,693.72	609.00	22,862.08	0.00	48,711.55	446.46
51 - LAW LIBRARY FUND	22,897.34	4.16	39.42	446.46	0.00	0.00	44,698.56
53 - STATE CRIMINAL COST & FEE	446.41	0.05	0.00	44,698.56	0.00	0.00	24,319.40
58 - ATTORNEY FEE FUHD	43,303.02	1,395.54	0.00	24,319.40	0.00	0.00	16,586.89
59 - RECORDS MGMT/PRESERV-DC	24,316.40	3.00	0.00	13,382.60	0.00	3,204.29	112,677.05
61 - SHERIFF-RESTITUTION FUND	13,380.95	1.65	0.00	158,796.18	46,845.05	725.92	2,839.55
63 - UNCLAIMED MONEY	107,383.82	92,143.14	40,730.78				15,497.99
64 - MISCELLANEOUS GRANTS	2,109.68						502,334.97
65 101-0000 CASH - CSB	15,496.08						5,452.23
65-101-0100 CASH - CSB #2	502,252.40						526,124.74
65-101-1000 CASH - BB&T	5,451.34						4,438.41
65-103-0010 CASH INVESTMENTS, MB	525,309.50	815.24	0.00	526,124.74	0.00	0.00	1,937.46
TOTAL 65 -INTEREST & SINKING FUND	4,328.97	109.44	0.00	4,438.41	0.00	0.00	12,477.10
67 - CO. & DIST TECHNOLOGY FUND	834.36	1,103.10		1,937.46			75,816.47
68 - JUSTICE COURT TECHNOLOGY	12,475.56						360.36
69 101-0000 CASH	75,807.12						88,653.93
69 101-0100 CASH - FEDERAL FORFE	*360.36						36,303.49
69 101-9565 CASH-BUY MONEY	88,643.04	10.89	0.00	88,653.93	0.00	0.00	69,369.56
TOTAL 69 -FORFEITURE FUND	35,254.88	1,048.61	0.00	36,303.49	0.00	0.00	55,476.08
72 RECORDS PRESERVATION/CO	86,372.00	2,997.56	20,000.00	69,369.56			1,731.48
73 COURTHOUSE SECURITY FUND	55,469.24						57,207.56
80-101-0000 CASH	1,731.18						-1,792.41
80-103-0010 CASH INVESTMENTS, MB	57,200.42	7.14	0.00	-6,637.17	746,365.00	751,209.76	9,902.68
TOTAL 80 -ROAD RIGHT OF WAY FUND	-6,637.17	0.00	0.00	9,902.68	0.00	0.00	21,318.72
85 -AP & PAYROLL CLEARING	9,901.46	1.22	0.00	21,318.72	0.00	0.00	51,666.06
92 - ELECTION SERVICES FUND	21,316.09	2.63	0.00	51,666.06			
93 -LEOSE FUNDS	51,666.06	0.00	0.00				
94 -SHERIFF SEIZURE FUND							
GRAND TOTAL	12,870,795.45	1,001,425.18	2,623,169.67	11,249,050.96	813,066.67	1,558,095.24	11,994,079.53

*See attached page for fiscal year end account corrections.

K. E. Prestenbach
Kenneth E. Prestenbach
In compliance with Texas Government Code 114.026

January 25, 2016
Date
Subject to audit and reallocation of interest

Burleson County Treasurer Report
September 1, 2015 to September 31, 2015

*Fiscal Year End Account Corrections	Date	Correction Amount
69-104-9565 CASH-BUY MONEY	01/31/2015	-200.00
	05/31/2015	-150.00
	06/30/2015	-100.00
	07/31/2015	-600.00
	08/31/2015	-100.00
Total		-1,150.00

K.E.P.