

THE COUNTY OF BURLESON  
ORDER APPROVING TREASURERS MONTHLY REPORT

On the 9 day of November, 2015 the Commissioners Court of Burleson County met in regular session. Upon motion by Commissioner Schroeder and seconded by Commissioner Hildebrand, the Commissioners Court approved and entered this order.

In compliance with Texas Local Government Code 114.026, the Commissioners Court have compared and examined the Treasurer's report for the term of May, 2015 and have determined that the report is correct. The court hereby approves the report and directs the clerk to enter the order in the minutes of the Court.


This order incorporates the Treasurer's report for the term herein above stated (a copy of which report is attached hereto) as though fully expressed herein, said report separately stating the amount received and paid from each fund since the County Treasurer's preceding report and any balance remaining in the Treasurer's custody.

Further, the affidavits are approved and this Court orders that the same be published on the county website.

Approved the 9 day of November, 2015.

By: \_\_\_\_\_

Mike Sutherland  
County Judge



AFFIDAVIT


} State of Texas

} County of Burleson County

The members of Commissioners Court of Burleson County state as follows:

The requirement of Subsection (c) of Texas Local Government Code, §114.026 have been met for the term of May, 2015. The amount of cash and other assets in the custody of the County Treasurer at the time of examination are: Cash (includes cash on hand, money market accounts and short term investments), \$16,138,967.48.


  
Mike Sutherland, County Judge


  
David Hilderbrand, Comm. PCT 3

\_\_\_\_\_  
Dwayne Beran, Comm. PCT 1

\_\_\_\_\_  
John Landolt, Comm. PCT 4

  
Keith Schroeder, Comm. PCT 2

Attest:   
Anna Schielack, County Clerk



# Burleson County Treasurer Report

May 1, 2015 to May 31, 2015

FUND	BEGINNING	M-T-D	M-T-D	CASH BASIS	NET CHANGE	NET CHANGE	ACCURAL ENDING
	CASH BALANCE	REVENUES	EXPENSES	BALANCE	OTHER ASSETS	LIABILITIES	CASH BALANCE
10-101-0000 CASH - CSB	840,556.99						742,236.26
10-101-1000 CASH - BB&T	4,011,933.73						4,012,126.06
10-103-0010 CASH INVESTMENTS	1,551,009.69						1,551,190.64
10-104-0455 CHANGE FUND-JP#1	50.00						50.00
10-104-0458 CHANGE FUND-JP#4	50.00						50.00
<b>TOTAL 10 -GENERAL FUND</b>	<b>6,403,600.41</b>	<b>420,102.13</b>	<b>538,794.98</b>	<b>6,284,907.56</b>	<b>0.00</b>	<b>20,745.40</b>	<b>6,305,652.96</b>
17 -STATE SALARY SUPPLEMENT	46,353.23	2,683.61	0.00	49,036.84	0.00	0.00	49,036.84
20-101-0000 CASH - CSB	1,011,186.95						537,620.34
20-101-1000 CASH - BB&T	501,914.01						501,999.27
20-103-0010 CASH INVESTMENTS	1,702,237.87						1,702,436.46
<b>TOTAL 20 -ROAD &amp; BRIDGE GENERAL</b>	<b>3,215,338.83</b>	<b>142,999.10</b>	<b>616,298.58</b>	<b>2,742,039.35</b>	<b>0.00</b>	<b>16.72</b>	<b>2,742,056.07</b>
21 -ROAD & BRIDGE PRECINCT #1	14,244.84	12.40	-118,992.36	133,249.60	0.00	1,468.34	134,717.94
22 -ROAD & BRIDGE PRECINCT #2	238,527.78	6,065.38	-62,537.96	307,131.12	0.00	2,244.22	309,375.34
23 -ROAD & BRIDGE PRECINCT #3	34,231.23	85.05	-110,428.96	144,745.24	0.00	1,510.36	146,255.60
24 -ROAD & BRIDGE PRECINCT #4	121,908.18	1,048.23	-112,267.38	235,223.79	0.00	1,735.40	236,959.19
26-101-0000 CASH	18,570.34						79,802.13
26-103-0010 CASH INVESTMENTS	3,752,811.86						3,153,204.23
<b>TOTAL 26 -CAPITAL PROJECTS FUND</b>	<b>3,771,382.20</b>	<b>402.04</b>	<b>538,777.88</b>	<b>3,233,006.36</b>	<b>0.00</b>	<b>0.00</b>	<b>3,233,006.36</b>
30 -SHERIFF'S DONATIONS-EQUIP	45,439.19	5.60	7,737.10	37,707.69	0.00	0.00	37,707.69
37-101-0000 CASH	70,135.15						83,051.22
37-103-0010 CASH INVESTMENTS	301,224.28						301,259.44
<b>TOTAL 37 -RECORD MANAGEMENT &amp; PRESE</b>	<b>371,359.43</b>	<b>12,951.23</b>	<b>0.00</b>	<b>384,310.66</b>	<b>0.00</b>	<b>0.00</b>	<b>384,310.66</b>
41 -FARM TO MARKET ROAD PRECI	285,243.12	2,747.49	7,541.76	280,448.85	0.00	0.00	280,448.85
42 -FARM TO MARKET ROAD PRECI	174,743.90	3,248.82	9,535.01	168,457.71	0.00	0.00	168,457.71
43 -FARM TO MARKET ROAD PRECI	252,080.81	2,879.23	13,415.83	241,544.21	0.00	0.00	241,544.21
44 -FARM TO MARKET ROAD PRECI	284,152.02	3,046.73	16,498.02	270,700.73	0.00	0.00	270,700.73
50 -ECONOMIC DEVELOPMENT FUND	91,838.26	1,095.22	0.00	92,933.48	0.00	0.00	92,933.48
51 -LAW LIBRARY FUND	107,345.28	958.75	177.00	108,127.03	0.00	0.00	108,127.03
53 -STATE CRIMINAL COST & FEE	3,907.79	1.73	0.00	3,909.52	0.00	22,157.81	26,067.33
58 -ATTORNEY FEE FUND	446.18	0.06	0.00	446.24	0.00	0.00	446.24
59 -RECORDS MGMT/PRESERV-DC	40,969.49	555.51	0.00	41,525.00	0.00	0.00	41,525.00
61 -SHERIFF-RESTITUTION FUND	24,304.11	3.10	0.00	24,307.21	0.00	0.00	24,307.21
63 -UNCLAIMED MONEY	13,374.19	1.70	0.00	13,375.89	0.00	0.00	13,375.89
64 -MISCELLANEOUS GRANTS	124,584.60	93,193.97	42,245.45	175,533.12	0.00	0.00	175,533.12
65-101-0000 CASH - CSB	23,520.43						24,458.60
65-101-0100 CASH - CSB #2	15,488.25						15,490.22
65-101-1000 CASH - BB&T	501,914.01						501,999.27
65-103-0010 CASH INVESTMENTS	290,335.73						290,369.63
<b>TOTAL 65 -INTEREST &amp; SINKING FUND</b>	<b>831,258.42</b>	<b>1,059.30</b>	<b>0.00</b>	<b>832,317.72</b>	<b>0.00</b>	<b>0.00</b>	<b>832,317.72</b>
67 -CO.& DIST TECHNOLOGY FUND	3,024.60	102.63	0.00	3,127.23	0.00	0.00	3,127.23
68 -JUSTICE COURT TECHNOLOGY	1,087.50	571.38	0.00	1,658.88	0.00	0.00	1,658.88
69-101-0000 CASH	12,469.25						12,470.84
69-101-0100 CASH - FEDERAL FORFE	93,860.27						93,872.22
69-104-9565 CASH-BUY MONEY	1,510.36						1,510.36
<b>TOTAL 69 -FORFEITURE FUND</b>	<b>107,839.88</b>	<b>13.54</b>	<b>0.00</b>	<b>107,853.42</b>	<b>0.00</b>	<b>0.00</b>	<b>107,853.42</b>
72 -RECORDS PRESERVATION/CO	32,925.00	758.98	0.00	33,683.98	0.00	0.00	33,683.98
73 -COURTHOUSE SECURITY FUND	79,964.57	1,456.19	0.00	81,420.76	0.00	0.00	81,420.76
80-101-0000 CASH	5,459.70						5,460.39
80-103-0010 CASH INVESTMENTS	1,730.10						1,730.36
<b>TOTAL 80 -ROAD RIGHT OF WAY FUND</b>	<b>7,189.80</b>	<b>0.95</b>	<b>0.00</b>	<b>7,190.75</b>	<b>0.00</b>	<b>0.00</b>	<b>7,190.75</b>
85 -AP & PAYROLL CLEARING	-4,692.88	0.00	0.00	-4,692.88	27,720.44	-2,043.68	-34,457.00
92 -ELECTION SERVICES FUND	8,411.92	1.07	0.00	8,412.99	0.00	0.00	8,412.99
93 -LEOSE FUNDS	23,544.24	3.00	0.00	23,547.24	0.00	0.00	23,547.24
94 -SHERIFF SEIZURE FUND	51,666.06	0.00	0.00	51,666.06	0.00	0.00	51,666.06
<b>GRAND TOTAL</b>	<b>16,807,594.18</b>	<b>698,054.12</b>	<b>1,386,794.95</b>	<b>16,118,853.35</b>	<b>27,720.44</b>	<b>47,834.57</b>	<b>16,138,967.48</b>

*K. E. Prestenbach*

Kenneth E. Prestenbach  
In compliance with Texas Government Code 114.026

11-9-15

Date  
Subject to audit and reallocation of interest