



THE COUNTY OF BURLESON
ORDER APPROVING TREASURER'S QUARTERLY INVESTMENT REPORT


On August 24, 2020 the Commissioners Court of Burleson County met in regular session. Upon motion by Commissioner Baldwin and seconded by Commissioner Svec, the Commissioners Court approved and entered this order.


In compliance with Texas Local Government Code 114.026, the Commissioners Court have compared and examined the Treasurer's report for the term of FY3Q2020 and have determined that the report is correct. The court hereby approves the report and directs the clerk to enter the order in the minutes of the Court.

This order incorporates the Treasurer's report for the term herein above stated (a copy of which report is attached hereto) as though fully expressed herein, said report separately stating the amount received and paid from each fund since the County Treasurer's preceding report and any balance remaining in the Treasurer's custody.

Further, the affidavits are approved and this Court orders that the same be published on the county website.

Approved the August 24, 2020

By: 
Keith Schroeder
County Judge



AFFIDAVIT

} State of Texas

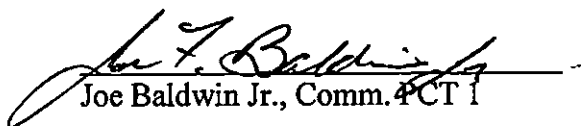
} County of Burleson County

The members of Commissioners Court of Burleson County state as follows:

The requirement of Subsection (c) of Texas Local Government Code, §114.026 have been met for the term of FY3Q2020 Treasurer's Investment report. The amount of cash and other assets in the custody of the County Treasurer through TEXAS CLASS investments at the time of examination are: (includes money market accounts and short term investments), \$9,789,313.82


Keith Schroeder, County Judge


Absent
David Hilderbrand, Comm. PCT 3


Joe Baldwin Jr., Comm. PCT 1


Carol Hill, Comm. PCT 4


Vincent Svec, Comm. PCT 2

Attest: 
Anna Schielack, County Clerk



BURLESON COUNTY QUARTERLY INVESTMENT REPORT
STEPHANIE JENNINGS SMITH, BURLESON COUNTY TREASURER
FY2Q2020 QUARTER ENDING MARCH 31, 2020

TXCLASS APRIL 2020 1.10%	Beginning Balance	Contributions	Withdrawals	Income Earned	Income Earned YTD	Average Daily Balance	Monthly End Balance
TX-01- GENERAL FUND (10)	5,433,878.62	0.00	0.00	4,899.20	17,157.12	5,436,556.88	5,438,777.82
TX-01- R & B GENERAL (20)	4,031,789.21	0.00	0.00	3,635.07	11,359.93	4,033,776.41	4,035,424.28
TX-01- RIGHT OF WAY FUND (80)	0.00	0.00	0.00	0.00	0.00	0.00	0.00
TX-01- DEBT SERVICE (65)	0.00	0.00	0.00	0.00	0.00	0.00	0.00
TX-01- RECORD MANAGEMENT PRESERVATION (37)	303,832.43	0.00	0.00	273.92	1,553.23	303,982.18	304,106.35
TX-01- CAPITAL IMPROVEMENTS (26)	0.00	0.00	0.00	0.00	0.00	0.00	0.00
TOTAL	9,769,500.26	0.00	0.00	8,808.19	30,070.28	9,774,315.47	9,778,308.45
TXCLASS MAY 2020 .76%	Beginning Balance	Contributions	Withdrawals	Income Earned	Income Earned YTD	Average Daily Balance	Monthly End Balance
TX-01- GENERAL FUND (10)	5,438,777.82	0.00	0.00	3,489.39	20,646.51	5,440,774.59	5,442,267.21
TX-01- R & B GENERAL (20)	4,035,424.28	0.00	0.00	2,589.03	13,948.96	4,036,905.83	4,038,013.31
TX-01- RIGHT OF WAY FUND (80)	0.00	0.00	0.00	0.00	0.00	0.00	0.00
TX-01- DEBT SERVICE (65)	0.00	0.00	0.00	0.00	0.00	0.00	0.00
TX-01- RECORD MANAGEMENT PRESERVATION (37)	304,106.35	0.00	0.00	195.10	1,748.33	304,218.00	304,301.45
TX-01- CAPITAL IMPROVEMENTS (26)	0.00	0.00	0.00	0.00	0.00	0.00	0.00
TOTAL	9,778,308.45	0.00	0.00	6,273.52	36,343.80	9,781,898.42	9,784,581.97
TXCLASS JUNE 2020 .59%	Beginning Balance	Contributions	Withdrawals	Income Earned	Income Earned YTD	Average Daily Balance	Monthly End Balance
TX-01- GENERAL FUND (10)	5,442,267.21	0.00	0.00	2631.90	23,278.41	5,443,683.03	5,444,899.11
TX-01- R & B GENERAL (20)	4,038,013.31	0.00	0.00	1952.81	15,901.77	4,039,063.81	4,039,966.12
TX-01- RIGHT OF WAY FUND (80)	0.00	0.00	0.00	0.00	0.00	0.00	0.00
TX-01- DEBT SERVICE (65)	0.00	0.00	0.00	0.00	0.00	0.00	0.00
TX-01- RECORD MANAGEMENT PRESERVATION (37)	304,301.45	0.00	0.00	147.14	1,895.47	304,380.60	304,448.59
TX-01- CAPITAL IMPROVEMENTS (26)	0.00	0.00	0.00	0.00	0.00	0.00	0.00
TOTAL	9,784,581.97	0.00	0.00	4,731.85	41,075.65	9,787,127.44	9,789,313.82

Texas Class

Ending Monthly Yields: 2.20%

ACCOUNT	BALANCE 3/31/2020	DEPOSITS	WITHDRAWALS	INTEREST EARNED	INTEREST EARNED YTD	AVERAGE DAILY BALANCE	BALANCE 6/30/2020
TX-01- GENERAL FUND (10)	5,433,878.62	0.00	0.00	11,020.49	61,082.04	16,321,014.50	5,444,899.11
TX-01- R & B GENERAL (20)	4,031,789.21	0.00	0.00	8,176.91	41,210.66	0.00	4,039,966.12
TX-01- RIGHT OF WAY FUND (80)	0.00	0.00	0.00	0.00	0.00	0.00	0.00
TX-01- DEBT SERVICE (65)	0.00	0.00	0.00	0.00	0.00	0.00	0.00
TX-01- RECORD MANAGEMENT PRESERVATION (37)	303,832.43	0.00	0.00	616.16	5,197.03	0.00	304,448.59
TX-01- CAPITAL IMPROVEMENTS (26)	0.00	0.00	0.00	0.00	0.00	0.00	0.00
TOTAL	9,769,500.26	0.00	0.00	19,813.56	107,489.73	9,781,113.78	9,789,313.82

Stephanie Smith

STEPHANIE JENNINGS SMITH, BURLESON COUNTY TREASURER
 In compliance with Texas Government Code, Article 2256.023

8/24/2020

Date
 Subject to audit and reallocation of interest



Summary Statement

April 2020

Burleson County

100 W. Buck St., Suite 404
Caldwell, TX 77836

TXCLASS

Average Monthly Yield: 1.10%

	Beginning Balance	Contributions	Withdrawals	Income Earned	Income Earned YTD	Average Daily Balance	Month End Balance
TX-01-0322-0001 GENERAL FUND	5,433,878.62	0.00	0.00	4,899.20	17,157.12	5,436,556.88	5,438,777.82
TX-01-0322-0002 R-& B GENERAL	4,031,789.21	0.00	0.00	3,635.07	11,359.93	4,033,776.41	4,035,424.28
TX-01-0322-0003 RIGHT OF WAY FUND	0.00	0.00	0.00	0.00	0.00	0.00	0.00
TX-01-0322-0004 DEBT SERVICE	0.00	0.00	0.00	0.00	0.00	0.00	0.00
TX-01-0322-0005 RMP/CC	303,832.43	0.00	0.00	273.92	1,553.23	303,982.18	304,106.35
TX-01-0322-0006 CAPITAL IMPROVEMENTS	0.00	0.00	0.00	0.00	0.00	0.00	0.00
Total	9,769,500.26	0.00	0.00	8,808.19	30,070.28	9,774,315.46	9,778,308.45



Summary Statement

May 2020

Burleson County

100 W. Buck St., Suite 404
Caldwell, TX 77836

TXCLASS

Average Monthly Yield: 0.76%

	Beginning Balance	Contributions	Withdrawals	Income Earned	Income Earned YTD	Average Daily Balance	Month End Balance
TX-01-0322-0001 GENERAL FUND	5,438,777.82	0.00	0.00	3,489.39	20,646.51	5,440,774.59	5,442,267.21
TX-01-0322-0002 R & B GENERAL	4,035,424.28	0.00	0.00	2,589.03	13,948.96	4,036,905.83	4,038,013.31
TX-01-0322-0003 RIGHT OF WAY FUND	0.00	0.00	0.00	0.00	0.00	0.00	0.00
TX-01-0322-0004 DEBT SERVICE	0.00	0.00	0.00	0.00	0.00	0.00	0.00
TX-01-0322-0005 RMP/CC	304,106.35	0.00	0.00	195.10	1,748.33	304,218.00	304,301.45
TX-01-0322-0006 CAPITAL IMPROVEMENTS	0.00	0.00	0.00	0.00	0.00	0.00	0.00
Total	9,778,308.45	0.00	0.00	6,273.52	36,343.80	9,781,898.42	9,784,581.97



Summary Statement

June 2020

Burleson County

100 W. Buck St., Suite 404
Caldwell, TX 77836

TXCLASS	Average Monthly Yield: 0.59%						
	Beginning Balance	Contributions	Withdrawals	Income Earned	Income Earned YTD	Average Daily Balance	Month End Balance
TX-01-0322-0001 GENERAL FUND	5,442,267.21	0.00	0.00	2,631.90	23,278.41	5,443,683.03	5,444,899.11
TX-01-0322-0002 R & B GENERAL	4,038,013.31	0.00	0.00	1,952.81	15,901.77	4,039,063.81	4,039,966.12
TX-01-0322-0003 RIGHT OF WAY FUND	0.00	0.00	0.00	0.00	0.00	0.00	0.00
TX-01-0322-0004 DEBT SERVICE	0.00	0.00	0.00	0.00	0.00	0.00	0.00
TX-01-0322-0005 RMP/CC	304,301.45	0.00	0.00	147.14	1,895.47	304,380.60	304,448.59
TX-01-0322-0006 CAPITAL IMPROVEMENTS	0.00	0.00	0.00	0.00	0.00	0.00	0.00
Total	9,784,581.97	0.00	0.00	4,731.85	41,075.65	9,787,127.44	9,789,313.82