



AFFIDAVIT

} State of Texas


} County of Burleson County

The members of Commissioners Court of Burleson County state as follows:

The requirement of Subsection (c) of Texas Local Government Code, §114.026 have been met for the term of February 2020 Treasurer's report. The amount of cash and other assets in the custody of the County Treasurer at the time of examination are: Cash (includes cash on hand, money market accounts and short term investments), \$11,831,672.70



Keith Schroeder, County Judge


David Hilderbrand, Comm. PCT 3


Joe Baldwin Jr., Comm. PCT 1


Carol Hill, Comm. PCT 4


Vincent Svec, Comm. PCT 2

Attest: 
Anna Schielack, County Clerk





THE COUNTY OF BURLESON
ORDER APPROVING TREASURER'S MONTHLY REPORT


On April 13, 2020 the Commissioners Court of Burleson County met in regular session. Upon motion by Commissioner Hildebrand and seconded by Commissioner Svec, the Commissioners Court approved and entered this order.

In compliance with Texas Local Government Code 114.026, the Commissioners Court have compared and examined the Treasurer's report for the term of February 2020 and have determined that the report is correct. The court hereby approves the report and directs the clerk to enter the order in the minutes of the Court.

This order incorporates the Treasurer's report for the term herein above stated (a copy of which report is attached hereto) as though fully expressed herein, said report separately stating the amount received and paid from each fund since the County Treasurer's preceding report and any balance remaining in the Treasurer's custody.

Further, the affidavits are approved and this Court orders that the same be published on the county website.

Approved the April 13, 2020

By: 
Keith Schroeder
County Judge

Burleson County Treasurer Report

FEBRUARY 2020

FUND	BEGINNING CASH BALANCE	M-T-D REVENUES	M-T-D EXPENSES	CASH BASIS BALANCE	NET CHANGE OTHER ASSETS	NET CHANGE LIABILITIES	ACCRUAL ENDING CASH BALANCE
10-GENERAL FUND - CSB	725,880.67						1,884,255.51
10-GENERAL FUND - BB&T	253.99						254.06
10-GENERAL FUND-INVESTMENTS	2,024,804.80						2,028,223.31
TOTAL 10-GENERAL FUND	2,750,939.46	1,746,630.77	610,931.39	3,886,638.84	-1,721.91	24,372.13	3,912,732.88
17 -STATE SALARY SUPPLEMENT-CSB	13,305.34	5,062.95	0.00	18,368.29	0.00	0.00	18,368.29
20-ROAD & BRIDGE GENERAL - CSB	1,257,652.30						2,015,379.52
20-ROAD & BRIDGE GENERAL-INVESTMENTS	1,025,677.27						1,027,692.82
TOTAL 20 -ROAD & BRIDGE GENERAL	2,283,329.57	781,144.76	21,588.98	3,042,885.35	0.00	186.99	3,043,072.34
21 -ROAD & BRIDGE PRECINCT #1-CSB	799,837.38	105,218.29	96,864.60	808,191.07	0.00	0.00	809,973.10
22 -ROAD & BRIDGE PRECINCT #2-CSB	601,189.96	48,939.10	33,945.18	616,183.88	0.00	1,782.03	618,137.65
23 -ROAD & BRIDGE PRECINCT #3-CSB	445,800.73	389.79	31,085.71	415,104.81	0.00	1,953.77	416,553.95
24 -ROAD & BRIDGE PRECINCT #4-CSB	402,214.58	1,115.61	26,765.26	376,564.93	0.00	1,449.14	377,934.91
30 -SHERIFF'S DONATIONS-EQUIP-CSB	26,768.92	24.45	0.00	26,793.37	0.00	1,369.98	26,793.37
37-RECORD MANAGEMENT PRESE-CSB	64,990.78						78,701.92
37-RECORD MANAGEMENT PRESE-INVESTMENTS	303,029.68						303,455.20
TOTAL 37 -RECORD MANAGEMENT & PRESE	368,020.46	14,136.66	0.00	382,157.12	0.00	0.00	382,157.12
41 -FARM TO MARKET ROAD PRECI-CSB	189,092.27	81,886.15	6,557.16	264,421.26	0.00	0.00	264,421.26
42 -FARM TO MARKET ROAD PRECI-CSB	236,377.37	100,508.59	23,006.88	313,879.08	0.00	0.00	313,879.08
43 -FARM TO MARKET ROAD PRECI-CSB	416,691.73	78,486.61	14,625.87	480,552.47	0.00	0.00	480,552.47
44 -FARM TO MARKET ROAD PRECI-CSB	265,760.46	80,438.95	26,823.10	319,376.31	0.00	0.00	319,376.31
50 -ECONOMIC DEVELOPMENT FUND-CSB	134,933.58	2,492.67	1,000.00	136,426.25	0.00	0.00	136,426.25
51 -LAW LIBRARY FUND-CSB	129,692.30	1,308.54	264.00	130,736.84	0.00	0.00	130,736.84
53 -STATE CRIMINAL COST & FEE-CSB	13,285.36	9.61	0.00	13,294.97	0.00	30,729.21	44,024.18
58 -ATTORNEY FEE FUND-CSB	141.99	30.13	0.00	172.12	0.00	0.00	172.12
59 -RECORDS MGMT/PRESERV DC-CSB	21,560.35	760.08	0.00	22,320.43	0.00	0.00	22,320.43
61 -SHERIFF-RESTITUTION FUND-CSB	21,796.38	19.92	0.00	21,816.30	0.00	0.00	21,816.30
63 -UNCLAIMED MONEY-CSB	20,631.13	18.85	0.00	20,649.98	0.00	0.00	20,649.98
64 -MISCELLANEOUS GRANTS-CSB	105,535.86	155.50	2,691.04	103,000.32	0.00	0.00	103,000.32
65-INTEREST & SINKING - CSB #2	143,438.92	77,458.42	53,868.75	167,028.59	0.00	0.00	167,028.59
67 -CO. & DIST TECHNOLOGY FUND-CSB	8,204.52	73.43	0.00	8,277.95	0.00	0.00	8,277.95
68 -JUSTICE COURT TECHNOLOGY-CSB	1,389.59	897.77	858.60	1,425.76	0.00	0.00	1,425.76
69-SHERIFF'S FORFEITURE FUND-CSB	12,366.30						12,377.60
69-SHERIFF'S EQUITABLE SHARING-CSB	33,294.09						33,324.51
TOTAL 69 -FORFEITURE FUND	45,660.39	41.72	0.00	45,702.11	0.00	0.00	45,702.11
72 -RECORDS PRESERVATION/CO-CSB	18,247.85	568.35	0.00	18,816.20	0.00	0.00	18,816.20
73 -COURTHOUSE SECURITY FUND-CSB	17,592.12	1,912.29	0.00	19,504.41	0.00	0.00	19,504.41
80-ROAD RIGHT OF WAY FUND-CSB	47,619.43	43.51	0.00	47,662.94	0.00	0.00	47,662.94
85 -AP & PAYROLL CLEARING-CSB	-8,876.52	0.00		-8,876.52	31,138.94	16,450.11	-23,565.35
92 -ELECTION SERVICES FUND-CSB	7,134.06	645.52	0.00	7,779.58	0.00	0.00	7,779.58
93 -LEOSE FUNDS-CSB	23,169.99	5,838.85	0.00	29,008.84	0.00	0.00	29,008.84
94 -SHERIFF SEIZURE FUND-CSB	28,401.07	0.00	0.00	28,401.07	0.00	0.00	28,401.07
95 -CO ATTY PRETRIAL DIVERSIO	18,692.20	517.16	702.81	18,506.55	0.00	24.90	18,531.45
GRAND TOTAL	9,597,578.80	3,136,772.00	951,579.33	11,782,771.47	29,417.03	78,318.26	11,831,672.70

Stephanie Smith

Stephanie Jennings Smith, County Treasurer
In compliance with Texas Government Code 114.026

4/8/2020

Date
Subject to audit and reallocation of interest

BURLISON COUNTY, TEXAS
MTD TREASURERS REPORT

AS OF: FEBRUARY 29TH, 2020

FUND	BEGINNING CASH BALANCE	M-T-D REVENUES	M-T-D EXPENSES	CASH BASIS BALANCE	NET CHANGE OTHER ASSETS	NET CHANGE LIABILITIES	ACCURAL ENDING CASH BALANCE
10 -GENERAL FUND	2,750,939.46	1,746,630.77	610,931.39	3,886,638.84 (1,721.91)	24,372.13	3,912,732.88
17 -STATE SALARY SUPPLEMENT	13,305.34	5,062.95	0.00	18,368.29	0.00	0.00	18,368.29
20 -ROAD & BRIDGE GENERAL	2,283,329.57	781,144.76	21,588.98	3,042,885.35	0.00	186.99	3,043,072.34
21 -ROAD & BRIDGE PRECINCT #1	799,837.38	105,218.29	96,864.60	808,191.07	0.00	1,782.03	809,973.10
22 -ROAD & BRIDGE PRECINCT #2	601,189.96	48,939.10	33,945.18	616,183.88	0.00	1,953.77	618,137.65
23 -ROAD & BRIDGE PRECINCT #3	445,800.73	389.79	31,085.71	415,104.81	0.00	1,449.14	416,553.95
24 -ROAD & BRIDGE PRECINCT #4	402,214.58	1,115.61	26,765.26	376,564.93	0.00	1,369.98	377,934.91
30 -SHERIFF'S DONATIONS-EQUIP	26,768.92	24.45	0.00	26,793.37	0.00	0.00	26,793.37
37 -RECORD MANAGEMENT & PRESE	368,020.46	14,136.66	0.00	382,157.12	0.00	0.00	382,157.12
41 -FARM TO MARKET ROAD PRECI	189,092.27	81,886.15	6,557.16	264,421.26	0.00	0.00	264,421.26
42 -FARM TO MARKET ROAD PRECI	236,377.37	100,508.59	23,006.88	313,879.08	0.00	0.00	313,879.08
43 -FARM TO MARKET ROAD PRECI	416,691.73	78,486.61	14,625.87	480,552.47	0.00	0.00	480,552.47
44 -FARM TO MARKET ROAD PRECI	265,760.46	80,438.95	26,823.10	319,376.31	0.00	0.00	319,376.31
50 -ECONOMIC DEVELOPMENT FUND	134,933.58	2,492.67	1,000.00	136,426.25	0.00	0.00	136,426.25
51 -LAW LIBRARY FUND	129,692.30	1,308.54	264.00	130,736.84	0.00	0.00	130,736.84
53 -STATE CRIMINAL COST & FEE	13,285.36	9.61	0.00	13,294.97	0.00	30,729.21	44,024.18
58 -ATTORNEY FEE FUND	141.99	30.13	0.00	172.12	0.00	0.00	172.12
59 -RECORDS MGMT/PRESERV-DC	21,560.35	760.08	0.00	22,320.43	0.00	0.00	22,320.43
61 -SHERIFF-RESTITUTION FUND	21,796.38	19.92	0.00	21,816.30	0.00	0.00	21,816.30
63 -UNCLAIMED MONEY	20,631.13	18.85	0.00	20,649.98	0.00	0.00	20,649.98
64 -MISCELLANEOUS GRANTS	105,535.86	155.50	2,691.04	103,000.32	0.00	0.00	103,000.32
65 -INTEREST & SINKING FUND	143,438.92	77,458.42	53,868.75	167,028.59	0.00	0.00	167,028.59
67 -CO. & DIST TECHNOLOGY FUND	8,204.52	73.43	0.00	8,277.95	0.00	0.00	8,277.95
68 -JUSTICE COURT TECHNOLOGY	1,389.59	894.77	858.60	1,425.76	0.00	0.00	1,425.76
69 -FORFEITURE FUND	45,660.39	41.72	0.00	45,702.11	0.00	0.00	45,702.11
72 -RECORDS PRESERVATION/CO	18,247.85	568.35	0.00	18,816.20	0.00	0.00	18,816.20
73 -COURTHOUSE SECURITY FUND	17,592.12	1,912.29	0.00	19,504.41	0.00	0.00	19,504.41
80 -ROAD RIGHT OF WAY FUND	47,619.43	43.51	0.00	47,662.94	0.00	0.00	47,662.94
85 -RP & PAYROLL CLEARING	(8,876.52)	0.00	0.00	(8,876.52)	31,138.94	16,450.11	(23,565.35)
92 -ELECTION SERVICES FUND	7,134.06	645.52	0.00	7,779.58	0.00	0.00	7,779.58
93 -LEOSE FUNDS	23,169.99	5,838.85	0.00	29,008.84	0.00	0.00	29,008.84
94 -SEIZURE FUND (IE)	28,401.07	0.00	0.00	28,401.07	0.00	0.00	28,401.07
95 -CO ATTY PRETRIAL DIVERSIO	18,692.20	517.16	702.81	18,506.55	0.00	24.90	18,531.45

GRAND TOTAL 9,597,578.80 3,136,772.00 951,579.33 11,782,771.47 29,417.03 78,318.26 11,831,672.70

*** END OF REPORT ***