



**THE COUNTY OF BURLESON
ORDER APPROVING INVESTMENT QUARTERLY REPORT**


On July 24, 2023 the Commissioners Court of Burleson County met in regular session. Upon motion by Commissioner Hildebrand and seconded by Commissioner Urbanosky, the Commissioners Court approved and entered this order.

In compliance with Texas Local Government Code 114.026, the Commissioners Court have compared and examined the Treasurer's Investment report for the term of 3QFY2023 and have determined that the report is correct. The court hereby approves the report and directs the clerk to enter the order in the minutes of the Court.

This order incorporates the Treasurer's report for the term herein above stated (a copy of which report is attached hereto) as though fully expressed herein, said report separately stating the amount received and paid from each fund since the County Treasurer's preceding report and any balance remaining in the Treasurer's custody.

Further, the affidavits are approved and this Court orders that the same be published on the county website.

Approved the July 24, 2023

By: 
Keith Schroeder
County Judge


AFFIDAVIT

} State of Texas
} County of Burleson County


The members of Commissioners Court of Burleson County state as follows:

The requirement of Subsection (c) of Texas Local Government Code, §114.026 have been met for the term of 3QFY2023 Investment Treasurer's report. The amount of cash and other assets in the custody of the County Treasurer at the time of examination are: Cash (includes cash on hand, money market accounts and short term investments), \$26,476,525.48.


Keith Schroeder, County Judge



David Hilderbrand, Comm. PCT 3


Dwayne Faust., Comm. PCT 1


Robert Urbanosky, Comm. PCT 4


Vincent Svec Jr., Comm. PCT 2

Attest: 
Anna Schielack, County Clerk



BURLESON COUNTY QUARTERLY INVESTMENT REPORT
 STEPHANIE JENNINGS SMITH, BURLESON COUNTY TREASURER
 3QFY2023 QUARTER ENDING JUNE 30, 2023

TXCLASS APRIL 2023 5.0423%	Beginning Balance	Contributions	Withdrawals	Income Earned	Income Earned YTD	Average Daily Balance	Monthly End Balance
TX-01- GENERAL FUND (10)	15,826,101.43	0.00	0.00	65,714.39	208,119.80	15,860,975.23	15,891,815.82
TX-01- R & B GENERAL (20)	9,090,810.71	0.00	0.00	37,747.61	119,044.76	9,110,842.69	9,128,558.32
TX-01- RECORD MANAGEMENT PRESERVATION (37)	206,002.86	0.00	0.00	855.39	1,924.67	206,456.81	206,858.25
TX-01- FM/LATERAL ROAD FUND (41)	2,006,152.27	0.00	0.00	8,330.11	14,482.38	2,010,572.96	2,014,482.38
TOTAL	27,129,067.27	0.00	0.00	112,647.50	343,571.61	27,188,847.89	27,241,714.77
TXCLASS MAY 2023 5.1952%	Beginning Balance	Contributions	Withdrawals	Income Earned	Income Earned YTD	Average Daily Balance	Monthly End Balance
TX-01- GENERAL FUND (10)	15,891,815.82	0.00	0.00	70,265.75	278,385.55	15,929,017.08	15,962,081.57
TX-01- R & B GENERAL (20)	9,128,558.32	0.00	0.00	40,362.00	159,406.76	9,149,927.45	9,168,920.32
TX-01- RECORD MANAGEMENT PRESERVATION (37)	206,858.25	0.00	0.00	914.64	2,839.31	207,342.49	207,772.89
TX-01- FM/LATERAL ROAD FUND (41)	2,014,482.38	0.00	0.00	8,907.07	23,389.45	2,019,198.11	2,023,389.45
TOTAL	27,241,714.77	0.00	0.00	120,449.46	464,021.07	27,305,485.13	27,362,164.23
TXCLASS JUNE 2023 5.2674%	Beginning Balance	Contributions	Withdrawals	Income Earned	Income Earned YTD	Average Daily Balance	Monthly End Balance
TX-01- GENERAL FUND (10)	15,962,081.57	0.00	1,000,000.00	64,906.74	343,292.29	14,996,629.38	15,026,988.31
TX-01- R & B GENERAL (20)	9,168,920.32	0.00	0.00	39,775.52	199,182.28	9,190,091.57	9,208,695.84
TX-01- RECORD MANAGEMENT PRESERVATION (37)	207,772.89	0.00	0.00	901.36	3,470.67	208,252.66	208,674.25
TX-01- FM/LATERAL ROAD FUND (41)	2,023,389.45	0.00	0.00	8,777.63	32,167.08	2,028,061.50	2,032,167.08
TOTAL	27,362,164.23	0.00	1,000,000.00	114,361.25	578,112.32	26,423,035.11	26,476,525.48

Texas Class

Ending Monthly Yields: 5.2574%

ACCOUNT	BALANCE 3/31/2023	DEPOSITS	WITHDRAWALS	INTEREST EARNED	INTEREST EARNED YTD	AVERAGE DAILY BALANCE	BALANCE 06/30/2023
TX-01- GENERAL FUND (10)	15,826,101.43	0.00	1,000,000.00	200,886.88	343,292.29	46,786,621.69	15,026,988.31
TX-01- R & B GENERAL (20)	9,090,810.71	0.00	0.00	117,885.13	199,182.28	27,450,861.91	9,208,695.84
TX-01- RECORD MANAGEMENT PRESERVATION (37)	206,002.86	0.00	0.00	2,671.39	3,470.67	622,051.96	208,674.25
TX-01- FM/LATERAL ROAD FUND (41)	2,006,152.27	0.00	0.00	26,014.81	70,038.91	6,057,832.57	2,032,167.08
TOTAL	27,129,067.27	0.00	1,000,000.00	347,458.21	615,984.15	26,972,456.04	26,476,525.48

Stephanie Smith
 STEPHANIE JENNINGS SMITH, BURLESON COUNTY TREASURER
 In compliance with Texas Government Code, Article 2256.023

July 24, 2023
 Date
 Subject to audit and reallocation of Interest

BURLESON COUNTY QUARTERLY INVESTMENT REPORT
STEPHANIE JENNINGS SMITH, BURLESON COUNTY TREASURER
3QFY2023 QUARTER ENDING JUNE 30,2023

TXCLASS APRIL 2023 5.0423%	Beginning Balance	Contributions	Withdrawals	Income Earned	Income Earned YTD	Average Daily Balance	Monthly End Balance
TX-01- GENERAL FUND (10)	15,826,101.43	0.00	0.00	65,714.39	208,119.80	15,860,975.23	15,891,815.82
TX-01- R & B GENERAL (20)	9,090,810.71	0.00	0.00	37,747.61	119,044.76	9,110,842.89	9,128,558.32
TX-01- RECORD MANAGEMENT PRESERVATION (37)	206,002.86	0.00	0.00	855.39	1,924.67	206,456.81	206,858.25
TX-01- FM/LATERAL ROAD FUND (41)	2,006,152.27	0.00	0.00	8,330.11	14,482.38	2,010,572.96	2,014,482.38
TOTAL	27,129,067.27	0.00	0.00	112,647.50	343,571.61	27,188,847.89	27,241,714.77
TXCLASS MAY 2023 5.1952%	Beginning Balance	Contributions	Withdrawals	Income Earned	Income Earned YTD	Average Daily Balance	Monthly End Balance
TX-01- GENERAL FUND (10)	15,891,815.82	0.00	0.00	70,265.75	278,385.55	15,929,017.08	15,962,081.57
TX-01- R & B GENERAL (20)	9,128,558.32	0.00	0.00	40,362.00	159,406.76	9,149,927.45	9,168,920.32
TX-01- RECORD MANAGEMENT PRESERVATION (37)	206,858.25	0.00	0.00	914.64	2,839.31	207,342.49	207,772.89
TX-01- FM/LATERAL ROAD FUND (41)	2,014,482.38	0.00	0.00	8,907.07	23,389.45	2,019,198.11	2,023,389.45
TOTAL	27,241,714.77	0.00	0.00	120,449.46	464,021.07	27,305,485.13	27,362,164.23
TXCLASS JUNE 2023 5.2674%	Beginning Balance	Contributions	Withdrawals	Income Earned	Income Earned YTD	Average Daily Balance	Monthly End Balance
TX-01- GENERAL FUND (10)	15,962,081.57	0.00	1,000,000.00	64,906.74	343,292.29	14,996,629.38	15,026,988.31
TX-01- R & B GENERAL (20)	9,168,920.32	0.00	0.00	39,775.52	199,182.28	9,190,091.57	9,208,695.84
TX-01- RECORD MANAGEMENT PRESERVATION (37)	207,772.89	0.00	0.00	901.36	3,470.67	208,252.66	208,674.25
TX-01- FM/LATERAL ROAD FUND (41)	2,023,389.45	0.00	0.00	8,777.63	32,167.08	2,028,061.50	2,032,167.08
TOTAL	27,362,164.23	0.00	1,000,000.00	114,361.25	578,112.32	26,423,035.11	26,476,525.48

Texas Class

Ending Monthly Yields: 5.2674%

ACCOUNT	BALANCE 3/31/2023	DEPOSITS	WITHDRAWALS	INTEREST EARNED	INTEREST EARNED YTD	AVERAGE DAILY BALANCE	BALANCE 06/30/2023
TX-01- GENERAL FUND (10)	15,826,101.43	0.00	1,000,000.00	200,886.88	343,292.29	46,786,621.69	15,026,988.31
TX-01- R & B GENERAL (20)	9,090,810.71	0.00	0.00	117,885.13	199,182.28	27,450,861.91	9,208,695.84
TX-01- RECORD MANAGEMENT PRESERVATION (37)	206,002.86	0.00	0.00	2,671.39	3,470.67	622,051.96	208,674.25
TX-01- FM/LATERAL ROAD FUND (41)	2,006,152.27	0.00	0.00	26,014.81	70,038.91	6,057,832.57	2,032,167.08
TOTAL	27,129,067.27	0.00	1,000,000.00	347,458.21	615,984.15	26,972,456.04	26,476,525.48

Stephanie Smith

STEPHANIE JENNINGS SMITH, BURLESON COUNTY TREASURER
In compliance with Texas Government Code, Article 2256.023

July 24, 2023

Date
Subject to audit and reallocation of interest



Summary Statement

April 30, 2023

Page 1 of 8

Investor ID: TX-01-0322

0000235-0002225 PDF 526573

Burleson County
100 W Buck St Suite 404
Caldwell, TX 77836

Texas CLASS

Texas CLASS

Average Monthly Yield: 5.0423%

Table with 10 columns: Fund Name, Beginning Balance, Contributions, Withdrawals, Income Earned, Income Earned YTD, Average Daily Balance, Month End Balance. Rows include GENERAL FUND, R & B GENERAL, RIGHT OF WAY FUND, DEBT SERVICE, RMP/CC, and CAPITAL IMPROVEMENTS.



Summary Statement

April 30, 2023

Page 2 of 8

Investor ID: TX-01-0322

Burleson County
100 W Buck St Suite 404
Caldwell, TX 77836

Texas CLASS - (continued)

		Beginning Balance	Contributions	Withdrawals	Income Earned	Income Earned YTD	Average Daily Balance	Month End Balance
TX-01-0322-0007	Burleson County Tax Office	115,497.41	0.00	0.00	479.57	100,592.03	115,751.91	115,976.98
TX-01-0322-0008	FM/LATERAL ROAD FUND	2,006,152.27	0.00	0.00	8,330.11	14,482.38	2,010,572.96	2,014,482.38
TOTAL		27,244,564.68	0.00	0.00	113,127.07	444,163.64	27,304,599.80	27,357,691.75



0000236-0002235 PDF 537138

Burleson County
100 W Buck St Suite 404
Caldwell, TX 77836

Texas CLASS

Texas CLASS

Average Monthly Yield: 5.1952%

		Beginning Balance	Contributions	Withdrawals	Income Earned	Income Earned YTD	Average Daily Balance	Month End Balance
TX-01-0322-0001	GENERAL FUND	15,891,815.82	0.00	0.00	70,265.75	278,385.55	15,929,017.08	15,962,081.57
TX-01-0322-0002	R & B GENERAL	9,128,558.32	0.00	0.00	40,362.00	159,406.76	9,149,927.45	9,168,920.32
TX-01-0322-0003	RIGHT OF WAY FUND	0.00	0.00	0.00	0.00	0.00	0.00	0.00
TX-01-0322-0004	DEBT SERVICE	0.00	0.00	0.00	0.00	0.00	0.00	0.00
TX-01-0322-0005	RMP/CC	206,858.25	0.00	0.00	914.64	2,839.31	207,342.49	207,772.89
TX-01-0322-0006	CAPITAL IMPROVEMENTS	0.00	0.00	0.00	0.00	0.00	0.00	0.00



Summary Statement

May 31, 2023

Page 2 of 8

Investor ID: TX-01-0322

Burleson County
100 W Buck St Suite 404
Caldwell, TX 77836

Texas CLASS - (continued)

		Beginning Balance	Contributions	Withdrawals	Income Earned	Income Earned YTD	Average Daily Balance	Month End Balance
TX-01-0322-0007	Burleson County Tax Office	115,976.98	0.00	0.00	512.77	101,104.80	116,248.46	116,489.75
TX-01-0322-0008	FM/LATERAL ROAD FUND	2,014,482.38	0.00	0.00	8,907.07	23,389.45	2,019,198.11	2,023,389.45
TOTAL		27,357,691.75	0.00	0.00	120,962.23	565,125.87	27,421,733.59	27,478,653.98



0000236-0002249 PDF 546123

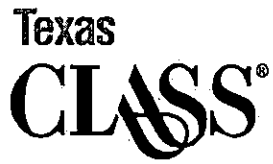
Burleson County
100 W Buck St Suite 404
Caldwell, TX 77836

Texas CLASS

Texas CLASS

Average Monthly Yield: 5.2674%

		Beginning Balance	Contributions	Withdrawals	Income Earned	Income Earned YTD	Average Daily Balance	Month End Balance
TX-01-0322-0001	GENERAL FUND	15,962,081.57	0.00	1,000,000.00	64,906.74	343,292.29	14,996,629.38	15,026,988.31
TX-01-0322-0002	R & B GENERAL	9,168,920.32	0.00	0.00	39,775.52	199,182.28	9,190,091.57	9,208,695.84
TX-01-0322-0003	RIGHT OF WAY FUND	0.00	0.00	0.00	0.00	0.00	0.00	0.00
TX-01-0322-0004	DEBT SERVICE	0.00	0.00	0.00	0.00	0.00	0.00	0.00
TX-01-0322-0005	RMP/CC	207,772.89	0.00	0.00	901.36	3,740.67	208,252.66	208,674.25
TX-01-0322-0006	CAPITAL IMPROVEMENTS	0.00	0.00	0.00	0.00	0.00	0.00	0.00



Summary Statement

June 30, 2023

Page 2 of 8

Investor ID: TX-01-0322

Burleson County
100 W Buck St Suite 404
Caldwell, TX 77836

Texas CLASS - (continued)

		Beginning Balance	Contributions	Withdrawals	Income Earned	Income Earned YTD	Average Daily Balance	Month End Balance
TX-01-0322-0007	Burleson County Tax Office	116,489.75	0.00	0.00	505.33	101,610.13	116,758.72	116,995.08
TX-01-0322-0008	FM/LATERAL ROAD FUND	2,023,389.45	0.00	0.00	8,777.63	32,167.08	2,028,061.50	2,032,167.08
TOTAL		27,478,653.98	0.00	1,000,000.00	114,866.58	679,992.45	26,539,793.83	26,593,520.56