



THE COUNTY OF BURLESON  
ORDER APPROVING TREASURER'S MONTHLY REPORT

On January 8, 2024 the Commissioners Court of Burleson County met in regular session. Upon motion by Commissioner Hildebrand and seconded by Commissioner Faust, the Commissioners Court approved and entered this order.

In compliance with Texas Local Government Code 114.026, the Commissioners Court have compared and examined the Treasurer's report for the term of November 2023 and have determined that the report is correct. The court hereby approves the report and directs the clerk to enter the order in the minutes of the Court. This order incorporates the Treasurer's report for the term herein above stated (a copy of which report is attached hereto) as though fully expressed herein, said report separately stating the amount received and paid from each fund since the County Treasurer's preceding report and any balance remaining in the Treasurer's custody.

Further, the affidavits are approved and this Court orders that the same be published on the county website.


Approved on 22<sup>ND</sup> of January 2024

AFFIDAVIT


The members of Commissioners Court of Burleson County state as follows:

The requirement of Subsection (c) of Texas Local Government Code, §114.026 have been met for the term of November 2023 Treasurer's report. The amount of cash and other assets in the custody of the County Treasurer at the time of examination are: Cash (includes cash on hand, money market accounts and short term investments), \$26,664,105.72.


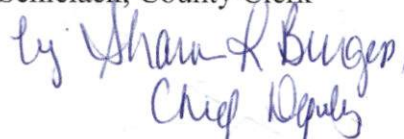
  
Keith Schroeder, County Judge

  
David Hilderbrand, Comm. PCT 3

  
Dwayne Faust, Comm. PCT 1

  
Robert Urbanosky, Comm. PCT 4

  
Vincent Svec, Comm. PCT 2

Attest:   
Anna Schielack, County Clerk  
  
Shamir Burger,  
Chief Deputy

BURLESON COUNTY, TEXAS  
 MTD TREASURERS REPORT  
 AS OF: NOVEMBER 30TH, 2023

FUND	BEGINNING CASH BALANCE	M-T-D REVENUES	M-T-D EXPENSES	CASH BASIS BALANCE	NET CHANGE OTHER ASSETS	NET CHANGE LIABILITIES	ACCRUAL ENDING CASH BALANCE
10 -GENERAL FUND	13,615,914.72	159,429.18	1,075,368.22	12,699,975.68	( 142,868.33)	( 131,063.74)	12,711,780.27
17 -STATE SALARY SUPPLEMENT	10,235.12	18.52	0.00	10,253.64	0.00	0.00	10,253.64
20 -ROAD & BRIDGE GENERAL	9,247,974.55	103,967.82	118,796.51	9,233,145.86	( 5,151.00)	0.00	9,238,296.86
21 -ROAD & BRIDGE PRECINCT #1	175,972.27	211.79	96,066.95	80,117.11	0.00	( 174.08)	79,943.03
22 -ROAD & BRIDGE PRECINCT #2	294,890.15	455.77	59,092.49	236,253.43	0.00	0.00	236,253.43
23 -ROAD & BRIDGE PRECINCT #3	205,159.45	8,300.72	50,698.01	162,762.16	0.00	( 214.25)	162,547.91
24 -ROAD & BRIDGE PRECINCT #4	128,430.24	169.76	53,991.08	74,608.92	0.00	( 4,260.98)	70,347.94
30 -SHERIFF'S DONATIONS-EQUIP	33,916.91	59.94	0.00	33,976.85	0.00	0.00	33,976.85
37 -RECORD MANAGEMENT & PRESE	300,327.90	15,773.50	29,627.51	286,473.89	0.00	0.00	286,473.89
41 -FARM TO MARKET ROAD PRECI	636,486.53	3,181.68	68,802.97	570,865.24	0.00	0.00	570,865.24
42 -FARM TO MARKET ROAD PRECI	746,147.66	3,319.78	82,568.65	666,898.79	0.00	0.00	666,898.79
43 -FARM TO MARKET ROAD PRECI	566,985.82	3,041.74	21,755.06	548,272.50	0.00	0.00	548,272.50
44 -FARM TO MARKET ROAD PRECI	521,280.56	3,015.19	85,562.82	438,732.93	0.00	0.00	438,732.93
50 -ECONOMIC DEVELOPMENT FUND	236,063.91	1,313.91	0.00	237,377.82	( 15.00)	0.00	237,392.82
51 -LAW LIBRARY FUND	140,014.51	1,122.51	60.00	141,077.02	0.00	0.00	141,077.02
53 -STATE CRIMINAL COST & FEE	12,129.44	25.20	0.00	12,154.64	0.00	21,694.82	33,849.46
58 -ATTORNEY FEE FUND	789.48	1.40	0.00	790.88	0.00	0.00	790.88
59 -RECORDS MGMT/PRESERV-DC	34,160.91	808.55	0.00	34,969.46	0.00	0.00	34,969.46
61 -SHERIFF-RESTITUTION FUND	22,422.23	39.62	0.00	22,461.85	0.00	0.00	22,461.85
63 -UNCLAIMED MONEY	27,416.95	48.45	0.00	27,465.40	0.00	0.00	27,465.40
64 -MISCELLANEOUS GRANTS	609,275.35	2,888.22	46,486.69	565,676.88	0.00	0.00	565,676.88
65 -INTEREST & SINKING FUND	227,760.74	881.76	0.00	228,642.50	0.00	0.00	228,642.50
67 -CO. & DIST TECHNOLOGY FUND	11,686.80	109.90	0.00	11,796.70	0.00	0.00	11,796.70
68 -JUSTICE COURT TECHNOLOGY	7,292.27	630.49	0.00	7,922.76	0.00	0.00	7,922.76
69 -FORFEITURE FUND	44,390.45	78.44	0.00	44,468.89	0.00	0.00	44,468.89
70 -COUNTY SPECIALTY COURT FU	10,273.70	466.82	0.00	10,740.52	0.00	0.00	10,740.52
73 -COURTHOUSE SECURITY FUND	93,287.55	2,324.05	151.99	95,459.61	0.00	0.00	95,459.61
80 -ROAD RIGHT OF WAY FUND	48,986.75	86.56	0.00	49,073.31	0.00	0.00	49,073.31
85 -AP & PAYROLL CLEARING	( 8,874.81)	0.00	0.00	( 8,874.81)	( 135,713.05)	( 135,418.07)	( 8,579.83)
92 -ELECTION SERVICES FUND	10,827.60	19.13	0.00	10,846.73	0.00	0.00	10,846.73
93 -LEOSE FUNDS	32,120.98	55.98	3,320.74	28,856.22	0.00	0.00	28,856.22
94 -SEIZURE FUND (LE)	32,690.68	0.00	0.00	32,690.68	0.00	0.00	32,690.68
95 -CO ATTY PRETRIAL DIVERSIO	33,763.69	559.70	462.81	33,860.58	0.00	0.00	33,860.58
GRAND TOTAL	28,110,201.06	312,406.08	1,792,812.50	26,629,794.64	( 283,747.38)	( 249,436.30)	26,664,105.72

\*\*\* END OF REPORT \*\*\*