



THE COUNTY OF BURLESON
ORDER APPROVING TREASURER'S MONTHLY REPORT

On January 8, 2024 the Commissioners Court of Burleson County met in regular session. Upon motion by Commissioner Hildebrand and seconded by Commissioner Faust, the Commissioners Court approved and entered this order.

In compliance with Texas Local Government Code 114.026, the Commissioners Court have compared and examined the Treasurer's report for the term of **October 2023** and have determined that the report is correct. The court hereby approves the report and directs the clerk to enter the order in the minutes of the Court. This order incorporates the Treasurer's report for the term herein above stated (a copy of which report is attached hereto) as though fully expressed herein, said report separately stating the amount received and paid from each fund since the County Treasurer's preceding report and any balance remaining in the Treasurer's custody.


Further, the affidavits are approved and this Court orders that the same be published on the county website.

Approved on 22ND of January 2024
AFFIDAVIT


The members of Commissioners Court of Burleson County state as follows:

The requirement of Subsection (c) of Texas Local Government Code, §114.026 have been met for the term of **October 2023** Treasurer's report. The amount of cash and other assets in the custody of the County Treasurer at the time of examination are: Cash (includes cash on hand, money market accounts and short term investments), \$28,110,201.06.




Keith Schroeder, County Judge


David Hilderbrand, Comm. PCT 3


Dwayne Faust, Comm. PCT 1


Robert Urbanosky, Comm. PCT 4


Vincent Svec, Comm. PCT 2

Attest: 
Anna Schielack, County Clerk

Sham K. Bingen,
Chief Deputy

BURLESON COUNTY, TEXAS
MTD TREASURERS REPORT
AS OF: OCTOBER 31ST, 2023

FUND	BEGINNING CASH BALANCE	M-T-D REVENUES	M-T-D EXPENSES	CASH BASIS BALANCE	NET CHANGE OTHER ASSETS	NET CHANGE LIABILITIES	ACCRUAL ENDING CASH BALANCE
10 -GENERAL FUND	14,191,070.85	69,828.42	611,175.03	13,649,724.24	(188,811.43)	(222,620.95)	13,615,914.72
17 -STATE SALARY SUPPLEMENT	5,217.03	5,018.09	0.00	10,235.12	0.00	0.00	10,235.12
20 -ROAD & BRIDGE GENERAL	9,236,257.21	41,127.71	6,197.76	9,271,187.16	(37,550.74)	(60,763.35)	9,247,974.55
21 -ROAD & BRIDGE PRECINCT #1	259,436.67	594.60	37,076.33	222,954.94	(733.00)	(47,715.67)	175,972.27
22 -ROAD & BRIDGE PRECINCT #2	344,286.27	900.47	40,263.13	304,923.61	(373.00)	(10,406.46)	294,890.15
23 -ROAD & BRIDGE PRECINCT #3	274,871.90	426.94	27,514.88	247,783.96	0.00	(42,624.51)	205,159.45
24 -ROAD & BRIDGE PRECINCT #4	195,015.99	526.56	32,345.91	163,196.64	(339.00)	(35,105.40)	128,430.24
30 -SHERIFF'S DONATIONS-EQUIP	33,855.09	61.82	0.00	33,916.91	0.00	0.00	33,916.91
37 -RECORD MANAGEMENT & PRESE	299,182.02	1,145.88	0.00	300,327.90	0.00	0.00	300,327.90
41 -FARM TO MARKET ROAD PRECI	662,553.58	2,647.84	0.00	665,201.42	0.00	(28,714.89)	636,486.53
42 -FARM TO MARKET ROAD PRECI	826,265.46	2,666.99	22,871.38	806,061.07	0.00	(59,913.41)	746,147.66
43 -FARM TO MARKET ROAD PRECI	591,876.18	2,621.48	6,018.19	588,479.47	0.00	(21,493.65)	566,985.82
44 -FARM TO MARKET ROAD PRECI	554,423.27	2,616.59	7,432.58	549,607.28	0.00	(28,326.72)	521,280.56
50 -ECONOMIC DEVELOPMENT FUND	228,887.00	421.49	0.00	229,308.49	(6,755.42)	0.00	236,063.91
51 -LAW LIBRARY FUND	140,822.27	255.52	0.00	141,077.79	0.00	(1,063.28)	140,014.51
53 -STATE CRIMINAL COST & FEE	79,634.78	105.27	0.00	79,740.05	0.00	(67,610.61)	12,129.44
58 -ATTORNEY FEE FUND	788.04	1.44	0.00	789.48	0.00	0.00	789.48
59 -RECORDS MGMT/PRESERV-DC	34,099.54	61.37	0.00	34,160.91	0.00	0.00	34,160.91
67 -SHERIFF-RESTITUTION FUND	22,381.36	40.87	0.00	22,422.23	0.00	0.00	22,422.23
63 -UNCLAIMED MONEY	27,366.97	49.98	0.00	27,416.95	0.00	0.00	27,416.95
64 -MISCELLANEOUS GRANTS	653,889.95	492,995.22	14,426.03	1,132,459.14	(228.00)	(523,411.79)	609,275.35
65 -INTEREST & SINKING FUND	227,352.37	408.37	0.00	227,760.74	0.00	0.00	227,760.74
67 -CO.& DIST TECHNOLOGY FUND	11,665.60	21.20	0.00	11,686.80	0.00	0.00	11,686.80
68 -JUSTICE COURT TECHNOLOGY	7,279.55	12.72	0.00	7,292.27	0.00	0.00	7,292.27
69 -FORFEITURE FUND	44,309.54	80.91	0.00	44,390.45	0.00	0.00	44,390.45
70 -COUNTY SPECIALTY COURT FU	10,215.71	57.99	0.00	10,273.70	0.00	0.00	10,273.70
73 -COURTHOUSE SECURITY FUND	93,519.17	168.38	0.00	93,687.55	0.00	(400.00)	93,287.55
80 -ROAD RIGHT OF WAY FUND	48,897.46	89.29	0.00	48,986.75	0.00	0.00	48,986.75
85 -AP & PAYROLL CLEARING	(6,649.13)	0.00	0.00	(6,649.13)	(606,816.28)	(609,041.96)	(8,874.81)
92 -ELECTION SERVICES FUND	10,807.87	19.73	0.00	10,827.60	0.00	0.00	10,827.60
93 -LEOSE FUNDS	32,062.00	58.98	0.00	32,120.98	0.00	0.00	32,120.98
94 -SEIZURE FUND (LE)	48,201.60	0.00	0.00	48,201.60	0.00	(15,510.92)	32,690.68
95 -CO ATTY PRETRIAL DIVERSIO	33,653.52	561.35	340.94	33,873.93	0.00	(110.24)	33,763.69
GRAND TOTAL	29,223,496.69	625,593.47	805,662.16	29,043,428.00	(841,606.87)	(1,774,833.81)	28,110,201.06

*** END OF REPORT ***